



Enhanced Integrated Framework

Trade for LDC development

2021 Annual Report



Trade partnerships driving impact for the LDCs

The Enhanced Integrated Framework brings together partners and resources to support the least developed countries in using trade for poverty reduction, inclusive growth and sustainable development.

EIF Partner Agencies

International Monetary Fund (IMF)

International Trade Centre (ITC)

United Nations Conference on Trade and Development (UNCTAD)

United Nations Development Programme (UNDP)

World Bank Group (WB)

World Trade Organization (WTO)

United Nations Industrial Development Organization (UNIDO)

World Tourism Organization (UNWTO)

EIF Trust Fund Manager

United Nations Office for Project Services (UNOPS)

EIF Trust Fund Donors



Contents

1. Introduction	5
Foreword from the Director-General, World Trade Organization (WTO)	6
Message from the EIF Steering Committee Chair	7
Message from the EIF Board Chair	8
Message from the Executive Director, Executive Secretariat (ES) for the EIF	9
EIF Partnership	14
Where we work	18
How we work	19
2. The EIF in a green and digital world	21
Green World	22
Digital World	30
3. Regional and thematic focus	39
Africa	40
Asia	54
Pacific and Americas	62
The path to graduation	70
Countries affected by fragility and conflict	72
Supporting MSMEs to thrive	74
A focus on women's economic empowerment	82
Championing young people's livelihoods	90
4. Lessons for now and the future	99
EIF external evaluation	100
COVID-19 priority lessons from 2021	102
5. Programme highlights	105
Governance	106
Monitoring, evaluation and learning (MEL)	108
Communications	110
EIF trust fund management	112
6. Annexes	119
Results by indicator	120
List of projects in EIF Phase One and Two	130
Glossary	142
Endnotes	143
List of project stories featured	144



1 Introduction



Foreword from the Director-General, World Trade Organization (WTO)



©WTO/Jay Louvion

The health and economic impacts of the COVID-19 pandemic remained a defining feature of 2021 for least developed countries (LDCs). Limited fiscal capacity and vaccine access has taken a toll on the economic outlook for LDCs. The International Monetary Fund estimated last year that while advanced economies had regained pre-pandemic output levels, the average recovery across LDCs would take about three years and in some cases up to five. At the time of writing, the spike in food prices presents LDCs with serious threats to food security, along with the prospect of heightened debt distress.

The recently concluded WTO Ministerial Conference has reaffirmed the importance of LDCs in the WTO. This is evident in the Outcome Document; the Ministerial Decisions that aim to support enhanced access to COVID-19 vaccines and improve food security; and the historic Agreement on Fisheries Subsidies. The WTO will continue to build on these outcomes to help improve LDC development prospects through trade.

Trade is a critical driver for growth and recovery for LDCs. But here, too, LDC performance has been set back by the pandemic, compared to other countries. While global merchandise trade volumes expanded by 9.8% in 2021, LDC exports grew by only 4.9%, though LDC imports grew by 9.5%. That said, the past decade has seen some positive trends. For instance, the LDC contribution to global non-oil exports doubled from 0.5% to 1% between 2010 and 2021. But for a group of countries that comprise 14% of the world's population, there remains a long way to go.

The Enhanced Integrated Framework (EIF) in 2021 continued to work with a wide range of partners to enable small business owners, producers, cooperatives and entrepreneurs in LDCs connect to markets worldwide, creating better job opportunities and raising living standards for young people, women and men.

The stories and results captured in this 2021 Annual Report showcase these collective achievements. For example, there is Sophie Gouba, founder of Yehush agri-food and beauty business in Burkina Faso, whose small company saw record growth in 2021 thanks to support that improved product quality and enabled it to obtain certification. Revenue from her shea-based products more than doubled to FCFA 500,000 a week, enabling her workforce to grow from two to eight permanent employees, with a further 50 contract workers. This is one story from the EIF's Empower Women, Power Trade initiative, which over the last year has supported women traders in LDCs to build networks and increase their returns.

The EIF is a broad-based partnership championing trade for LDC development – hosted at WTO headquarters – that remains vital in enabling people to use trade to expand their life opportunities, and helping countries use trade to shape their own paths to recovery.

Dr Ngozi Okonjo-Iweala
Director-General of the WTO



Message from the EIF Steering Committee Chair

2021 was another strange year. It was the second year of the COVID-19 pandemic, with subsequent restrictions and with a number of implications for international trade and cooperation. The LDCs are as so often the most vulnerable to the impacts of this emergency. Unfortunately, WTO's Twelfth Ministerial Conference (MC12) was postponed to June 2022, so the organization's response to the pandemic couldn't be adopted. And this is taking place against the backdrop of slow global recovery from the COVID-19 pandemic.

On a positive note, Members were able to gather for the UN Climate Change Conference of the Parties (COP26) in November 2021. Climate action is at the centre-stage for the global community, but in particular for the LDCs.

As evidenced in this latest Annual Report, the work of the EIF partnership was critical for the LDCs in responding to these and other trade and development issues in 2021, including supporting countries' transition to the green economy across agricultural value chains. Another topic was the economic participation of women actors.

The first stocktaking exercise of the EIF's Empower Women, Power Trade initiative took place within the context of the EIF Steering Committee, where beneficiaries shared first-hand the impact of vital EIF support and connections for women entrepreneurs and cooperatives from Bhutan to Uganda to boost their productivity, access markets and secure livelihoods.

To continue to advance the trade and development prospects of EIF Countries, it is fitting that the independent evaluation of the EIF put its emphasis on partnerships. It is indeed coalitions of government bodies, agency and development partners, the private sector, civil society and academia that underpin the programme's strength and ability to deliver. It is time to further mobilize all networks to fully harness the power of trade for the LDCs' future.

In 2022, there will be many high-level events, such as MC12, the Global Review of Aid for Trade on empowering connected, sustainable trade, as well as COP27 (which will be hosted in Africa for the first time). In these events, we all have an opportunity to increase our collective ambition to accompany the LDCs through the EIF. By doing so, we can jointly ensure that Aid for Trade (AfT) can help to fully realize countries' own goals for their sustainable development.

H.E. Mr Mikael Anzén
*Ambassador and Permanent Representative of
Sweden to the WTO*



©Permanent Mission of Sweden



Message from the EIF Board Chair



©EIF/Natasha Smith

It has been 50 years since the category of the LDCs was created at the 26th United Nations General Assembly, with 52 countries subsequently being classified as LDCs. Last year, we celebrated the graduation of Vanuatu, and today, the EIF is proud to support the now 46 LDCs and the most recently graduated countries in navigating a time of unprecedented global health and climate shocks.

In 2021, the EIF supported the LDCs to adjust to the impacts of COVID-19 through priority projects on transitioning towards digital trade. And, at the same time, the programme worked to empower countries to engage on the latest challenges around trade and climate change – increasingly critical, given that the LDCs will be disproportionately impacted by these key areas. In addition, in a global context where many countries are affected by conflict and fragility, it is heartening to see how the EIF continued to support the role of trade as a tool for peace.

The EIF Board has guided the EIF through a critical year, including the process for the independent evaluation and the preparations for the closure of EIF Phase Two. It has been a great honor to take over the Chairmanship of the EIF Board. I would also like to thank the many people involved in the EIF partnership, both globally and in the countries, who over this last year have demonstrated their strong commitment to improving livelihoods in the LDCs through inclusive trade.

H.E. Mr Léopold Samba
*Ambassador and Permanent Representative of
the Central African Republic to the WTO*

Message from the Executive Director, Executive Secretariat (ES) for the EIF

The LDCs took a lead role in improving their economic situation in 2021, working closely with the EIF partnership to build their institutional and productive capacities. As a result, EIF Countries strengthened both their standing in international trade and their resilience to national and global shocks. Despite COVID-19 and wider challenges in 2021, LDC exports increased by an estimated 22%, according to the WTO estimates of May 2022.

In line with the EIF's goal to facilitate the LDCs' access to the global trading system, EIF partners have actively supported countries in developing 52 new market transactions in 2021 and over USD 200 million in new exports. The LDCs also adopted 15 new trade and investment regulations over the year (now 59 in total) and developed six new trade- and investment-related policies (now 52 in total).

This has been made possible through USD 134.83 million contributed by EIF Donors to EIF Phase Two, including USD 7.59 million in new contributions for 2021 amplified by USD 4.6 million secured in co-financing from governments, development partners and the private sector. In total, 150 projects with a total value of USD 157 million were targeted towards LDC priorities in 2021. This includes 40 new EIF projects approved in 2021, which have a combined value of over USD 13 million.

Over 2021, the EIF's communication and advocacy efforts saw strong collaboration with 77 partners at nine outreach events, alongside record news updates reaching 26 million readers.

Learning and accountability were also strengthened in 2021 through the EIF's external programme evaluation, 20 project-level evaluations and 42 project audits. The delivery of EIF results remained firmly on track, with 82% of result indicators meeting or exceeding the year's milestones.

The above achievements would not have been possible without the support of the EIF partners including the LDCs, EIF Donors and EIF Agencies. Timely support from the WTO Director-General and her office, as well as the outgoing and current Chairs of the EIF Board and the Chair of the EIF Steering Committee was extremely valuable. I am truly grateful to them for their help. Heartfelt thanks also go to my colleagues at the ES and the TFM for their dedication and hard work despite adverse conditions.

Ratnakar Adhikari
Executive Director
Executive Secretariat for the EIF at the WTO



©Adhikari



EIF in 2021 Snapshot

“A doubling of EIF aid was linked to around a 20% increase in total exports of countries with stronger economies having average and above export volumes.

EIF programme evaluation, 2021

Financing



USD 134.83 million

contributed by EIF Donors to EIF Phase Two as of 31 December 2021



USD 7.59 million in new EIF Donor contributions for 2021 from Finland, Norway and Japan



USD 4.6 million

secured in co-financing from governments, development partners and the private sector (USD 52 million in EIF Phase Two)

Partnerships



In 2021, the EIF worked with **56 partners** across **100+ projects** and closely collaborated with **77 partners** across **9 events and outreach initiatives**

Projects



40 new projects approved with a combined value of over **USD 13 million**



Outreach




70+ stories and op-eds published and **29 news updates** reaching **26 million readers**



116,500+ new users of the EIF website and **750+** new social media followers

Governance



Two EIF Board and two EIF Steering Committee meetings held with **202 attendees in total**

Evaluation



One external programme evaluation, with **25 country case studies** and **200+ interviews**



20 project evaluations completed together with the first internally commissioned annual evaluation synthesis review



2 innovative sustainability reviews of completed projects

“ 25% of trade policy reforms in the LDCs could be traced directly to the EIF’s influence in collaboration with partners.

“ The EIF remains uniquely placed as a partnership with a singular focus on the LDCs and with a mandate to promote collaboration and the coordination of trade-related support.

EIF programme evaluation 2021



2021 Results Highlights

Increased exports and access to international markets for the LDCs



USD 200+ million in new exports with contributions from EIF interventions (USD 676 million in total)



60% of beneficiaries from EIF productive capacity-building projects are women (up from **56%** in 2020)



52 new international market transactions facilitated through EIF support (211 in total)



3,634 MSMEs (16,878 in total)



17 e-commerce initiatives (79 in total)



9 new technologies (83 in total)



13 additional projects leveraging private sector resources (47 in total)



380+ people participating in trade fairs (1,770 in total)



22 trade facilitation initiatives (96 in total)



5,000+ young people trained



64 external projects targeted towards Diagnostic Trade Integration Study (DTIS) priorities (306 in total)

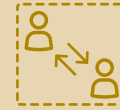
Improved trade environment for inclusive and sustainable growth



15 new trade and investment regulations adopted (59 in total)



6 new trade- and investment-related policies with support from the EIF (52 in total)



2 additional countries with government-donor dialogue mechanisms (45 in total)



43 actions in support of improved gender equity and green trade (157 in total)



1 additional country with effective trade coordination mechanisms (46 in total)



97 actions in support of improved legislation and engagement in trade fora (including **26** on regional trade and **30+** participation in the WTO)



41,000+ additional people being trained (227,000+ in total)



35 projects with co-funding (127 in total)



71 actions in support of leveraging additional resources (501 in total)



2 additional countries with trade in the National Development Plan (48 in total)



1 additional country with sector-specific strategies integrating trade (46 in total)

EIF Partnership

Against the serious challenges for recovery posed by the COVID-19 pandemic on a global scale, the EIF partnership continued to work hard in 2021 to assist the LDCs to use trade as an engine for development and to reduce poverty. This spanned the delivery of 100+ projects led by coalitions of government bodies and agencies, development and local partners to global advocacy and outreach at nine events and in 10 publications co-sponsored by multisectoral actors. In addition, USD 4.6 million in co-financing was mobilized in 2021 alone, allowing the EIF to leverage its collective know-how and reach to tackle countries' trade constraints, which is increasingly critical as they now rebuild from the crisis. The EIF's efforts in 2021 in mobilizing and convening broad networks to harness the power of trade for the LDCs' development amongst other things championed Sustainable Development Goal (SDG) 1 on no poverty, SDG 8 on decent work and economic growth and SDG 17 on partnerships for the goals.



51 countries



24 EIF Donors



8 Partner Agencies

working closely with governments, development organizations, the private sector, civil society and academia.

“A renewed and strengthened partnership for development cannot be disassociated from the urgent need to reassert, as global priorities, the importance of LDC development and of international support for it.”

Least Developed Countries Report 2021, United Nations Conference on Trade and Development (UNCTAD)

From 2008 to 2021



24 EIF Donors invested USD 322.95 million for the LDCs through the EIF

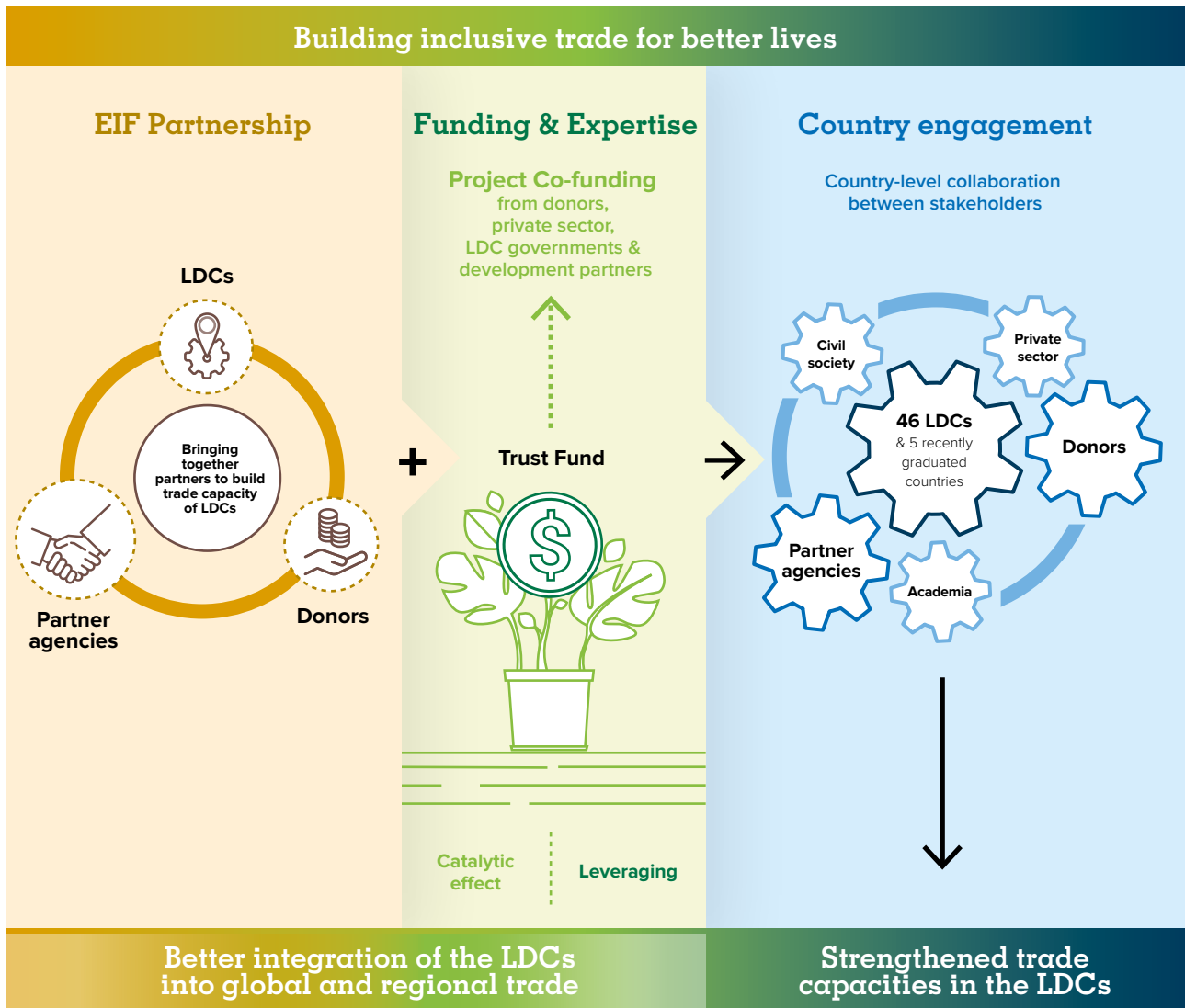


Over USD 100 million in co-financing from governments, development partners and the private sector



More than USD 2.8 billion from EIF partners has been aligned to LDC trade priorities in the DTISs





“Norway is pleased that its substantial contribution to the EIF’s important work will help least developed countries use trade as a tool for sustainable economic growth and poverty reduction. This is vital to help these countries overcome the enormous challenges, which the pandemic has exacerbated.”²

H.E. Mr Dagfinn Sørli,
 Ambassador of Norway, Switzerland

2021 Financing



New funding of USD 7.59 million from EIF Donors to fund EIF projects



USD 4.6 million secured in co-financing from LDC governments, development partners and the private sector to fund EIF projects



*“The EIF provides a means for Finland to support the strengthening and economic diversification of the poorest countries. The EIF is a key partner in ensuring that the private sector can thrive in a business-friendly environment. We are also pleased to help the EIF support women entrepreneurs as part of its Empower Women, Power Trade initiative.”*³

*H.E. Ms Kirsti Kauppi,
Ambassador of Finland, Switzerland*

*“The COVID-19 pandemic and a range of natural disasters have severely affected LDCs over the past year. At this challenging time, the role of the EIF is all the more important. Through our contribution, we hope that the EIF will continue to provide assistance to help LDCs recover from the crisis and rebuild their economies, including through e-commerce.”*⁴

*H.E. Mr Kazuyuki Yamazaki,
Ambassador of Japan, Switzerland*



Partnerships promoting investment and recovery in 20 LDCs



Snapshot

In 2021, a new EIF project was approved that brings together a cross-agency partnership of UNCTAD, the United Nations Industrial Development Organization (UNIDO), the Office of the High Representative for the LDCs, Landlocked Developing Countries and Small Island Developing States (UN-OHRLLS), the International Training Centre of the International Labour Organisation and the World Association of Investment Promotion Agencies (WAIPA), together with the EIF and knowledge partners. The project will support at least 20 LDCs to attract the investment they need to promote sustainable development while recovering from the COVID-19 pandemic. It aims to build awareness, capacity and expertise on the investment climate and to promote international investment in post-COVID-19 priority areas. These include the health sector – vaccines, medication, personal protective equipment –, agriculture and tech-related sectors.



Partners in action: Led by UNCTAD, UNIDO, UN-OHRLLS, the International Training Centre of the International Labour Organisation and WAIPA



EIF funding: USD 208,049
(out of a budget of USD 308,049)

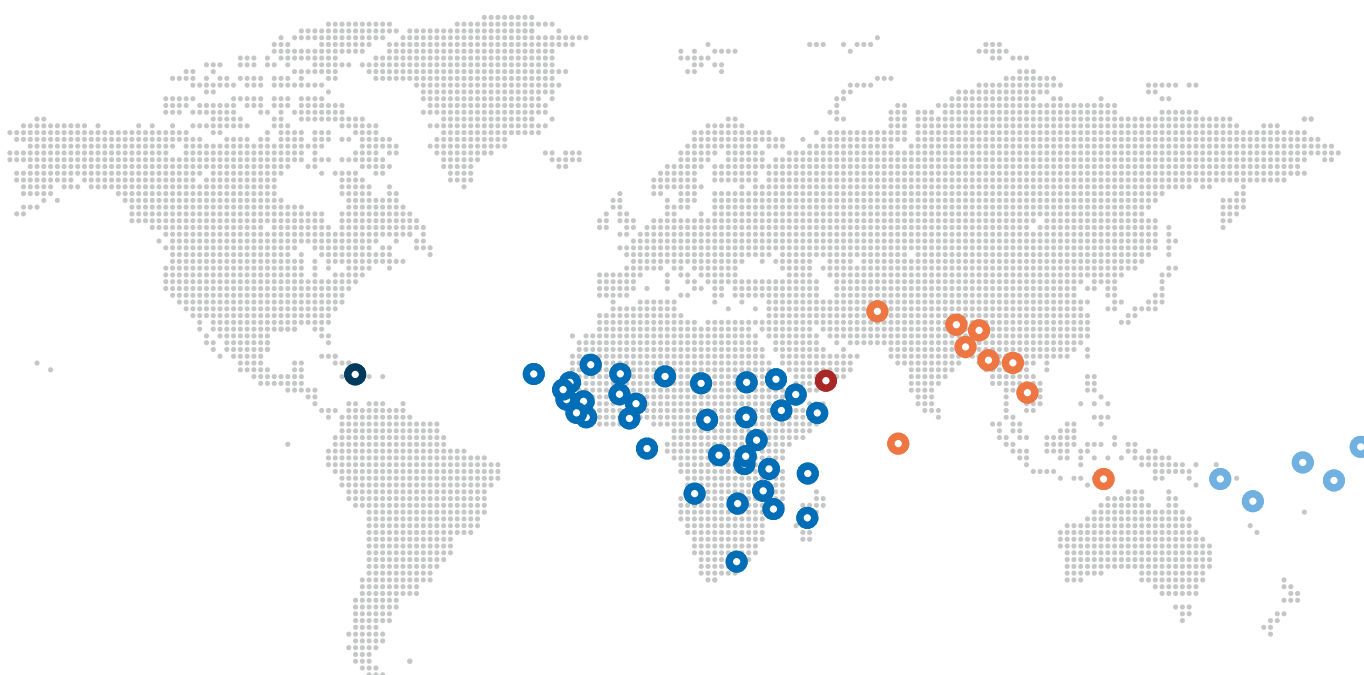


“ This EIF project is the first multi-agency capacity-building programme for the LDCs that combines the expertise of several UN entities in promoting investment for sustainable development.

Paul Wessendorp, Chief, Investment Promotion Section, Division on Investment and Enterprise, UNCTAD



Where we work



AMERICAS

Haiti

AFRICA

Angola
 Benin
 Burkina Faso
 Burundi
 Cabo Verde*
 Central African Republic
 Chad
 Comoros
 Democratic Republic of the Congo
 Djibouti
 Equatorial Guinea*
 Eritrea
 Ethiopia
 The Gambia
 Guinea
 Guinea-Bissau
 Lesotho
 Liberia

Madagascar
 Malawi
 Mali
 Mauritania
 Mozambique
 Niger
 Rwanda
 São Tomé and Príncipe
 Senegal
 Sierra Leone
 Somalia
 South Sudan
 Sudan
 Tanzania
 Togo
 Uganda
 Zambia

MIDDLE EAST

Yemen

ASIA

Afghanistan
 Bangladesh
 Bhutan
 Cambodia
 Lao PDR
 Maldives*
 Myanmar
 Nepal
 Timor-Leste

PACIFIC

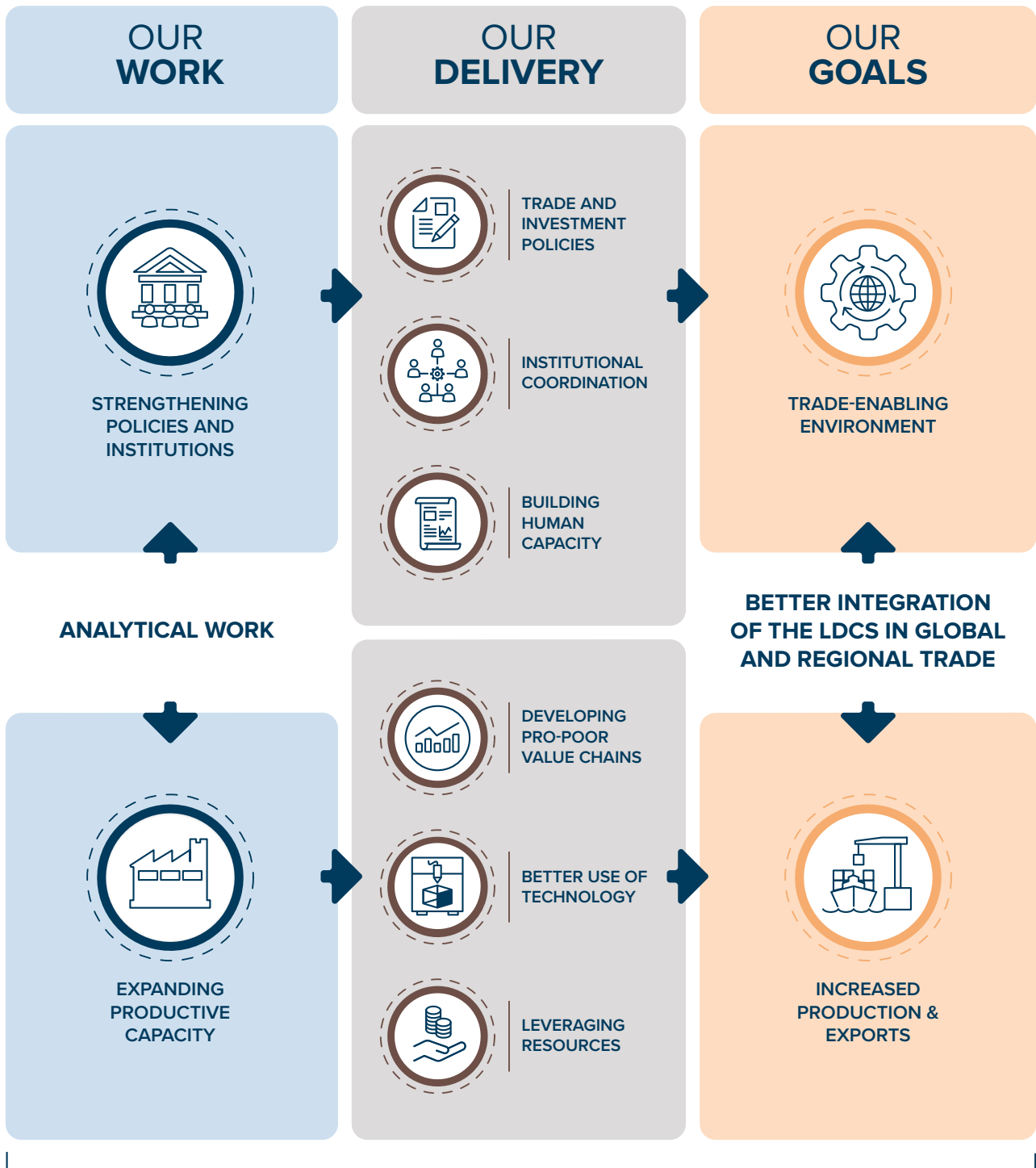
Kiribati
 Samoa*
 Solomon Islands
 Tuvalu
 Vanuatu*

* Graduated Countries



How we work

INCLUSIVE TRADE FOR BETTER LIVES



NATIONALLY DRIVEN

GLOBAL & LOCAL PARTNERSHIPS







2 The EIF in a green and digital world



Green World

Environmental sustainability remained a priority cross-cutting area for the EIF in 2021, as the programme continued to work in partnership to help the LDCs achieve green transformation and reduce poverty. EIF productive capacity projects delivered a range of environmental benefits in 2021. These included actions across agricultural value chains – forestry in the honey industry in Ethiopia and in the shea sector in West and East Africa – and the preservation of coastal areas through eco-tourism in the Comoros and Liberia. In addition, switching to paperless trading systems has a positive environmental impact in Vanuatu, as has the growing move to e-commerce. The EIF supported regional sustainability efforts in 2021, contributing to the Great Green Wall of Africa initiative to halt the advance of the Sahara Desert by planting acacia trees under Mali’s gum arabic project. At the local level, the EIF has positively impacted environmental outcomes for communities near Chad’s hides and skins industry.

In 2021, the EIF also promoted greater awareness on trade, climate change and the environment and the consequences for the LDCs through disseminating eight articles and opinion pieces on its [Trade for Development News](#) platform. EIF efforts over 2021 in championing climate and trade priorities for the LDCs have helped countries to work towards SDG 12 on responsible consumption and production and SDG 13 on climate action.

Going forward, the EIF will use the latest research insights and knowledge to include climate change analysis in country-level DTISs. Over 2021, there was a greater recognition among the LDCs of the decisive links between climate change and trade. In the case of The Gambia, there was demand for an EIF project to build the country’s institutional trade capacity to access climate finance, and this was approved at the end of 2021.

In brief



23 specific actions
with a positive impact
on the environment

15 new projects approved
include a specific look at
protecting the environment



“We are encouraged by the commitment made by developed countries in Glasgow to double the provision of finance for adaptation by 2025. The needs of our countries and communities to adapt to the growing impacts of climate change outstrip even this commitment, but it is progress.”⁵

Sonam P. Wangdi, Chair of the LDC Group at COP26 and former EIF Focal Point in Bhutan, 14 November 2021

Accessing climate finance linked to trade in The Gambia

2021 NEW
PROJECT APPROVED



Partners in action:
Led by the Ministry of Trade, Industry,
Regional Integration and Employment
of The Gambia



EIF funding:
USD 75,000



Snapshot

Among other areas and following COP26, EIF support is going to roll out training for Government officials on how to access climate finance on topics linked to trade, building on closer collaboration between the Ministry of Trade and the Ministry of Environment in The Gambia.



2021 NEW
PROJECT APPROVED

Connecting the climate and trade linkages for the LDCs



Goal:

Build a community of practice, raise awareness and research on LDC climate/trade linkages



Partners in action:
Led by ODI and IIED



EIF funding:
USD 88,952



Snapshot

The ODI, IIED and EIF partnership has supported graduated and in-transition LDCs to meet the challenges they face from global economic and environmental shocks. In 2021, in the lead-up to COP26, countries were able to count on the evidence, networks and platforms to align their climate and trade strategies, including on:



Climate finance: how the LDCs can expand their productive capacity in a low-carbon, climate-resilient way to reach a green structural transformation



Technology transfer: how the LDCs can tackle severe climate events (flooding, sea level rise, crop failures, deforestation, desertification and droughts)



Carbon markets: how negotiations for a multilateral framework for trade in carbon are relevant for the LDCs, given their needs to secure climate finance



» [Find out more here](#)



“Trade and climate negotiators were convened in a series of closed, expert and high-level public events ahead of COP26. The initiative bridged an important gap, creating local connections, and increasing awareness around the ongoing discussions within the WTO on trade and environmental sustainability.

*Dr Jodie Keane, Senior Researcher
Fellow, International Economic
Development Group, ODI*



©EIF/José Carlos Alexandre

Story

The COP26 in November 2021 rallied global leaders and policymakers to accelerate action towards the goals of the Paris Agreement and the UN Framework Convention on Climate Change. The commitments made in Glasgow marked a critical juncture for the poorest countries that are most vulnerable to climate change whilst contributing the least towards it. In the run-up to COP26, the EIF support helped to convene LDC trade and climate negotiators to explore climate-trade linkages through three closed roundtables and two public events. This was accompanied by

the release of a flagship policy series produced as a part of this process and published by the Overseas Development Institute (ODI) in collaboration with the International Institute for Environment and Development (IIED), drawing on inputs from the LDCs, the EIF partners and the WTO. The series and associated process set out a new agenda for LDC negotiators, spanning topics of climate finance and AfT, technology transfer and carbon markets and standards.



Chad's hides and skins industry gets a boost with environmental sustainability

In brief



Increase in quality and environmental sustainability of hides and skins production



60% of production meets international standards (30% higher than previously)



106 people trained in tannery management, skinning, processing and conservation practices

96 tanners trained on plant-based tanning to cut down on air pollution



Wastewater management basin installed in the Dourbali tannery



Partners in action:
Led by the EIF National Implementation Unit (NIU) and in collaboration with the artisanal hides and skins industry



EIF funding:
USD 1.5 million (out of a budget of USD 2.05 million)





© EIF/José Carlos Alexandre

Story

Tanners working in Chad's Chari-Baguirmi region have seen capacity grow with an ability to produce up to 1,500 hides and skins a day in 2021, thanks to the upgrading of Dourbali's artisanal tannery. Environmental sustainability played a key part with 60% of production now meeting international standards.

Without an effective way to deal with wastewater and emissions from the artisanal hides and skins industry, the sector's competitiveness was limited, while still being a vital source of income for women and young

people. With support from the EIF, the Government trained tanners on plant-based techniques to cut down on pollution and installed a wastewater management basin, protecting environmental and public health.

Now, thanks to the platform of actors that are linked up across the hides and skins sector, local partnerships are in charge of running Dourbali's artisanal tannery and are following good practice guides on production and conservation. From the odourless hides and skins sold at market, the aim is to expand into global exports.



Mali's gum arabic production rises as planting combats desertification



Partners in action:

Led by the Ministry of Trade and Industry, in collaboration with the gum arabic industry



EIF funding:

USD 3.62 million (out of a budget of USD 6.69 million)



Snapshot

Gum arabic producers in Kayes and Ségou – Western and South-Central Mali – have seen a 29% rise in production to 12,469 MT in 2021, while the export value of the country's gum arabic also rose by over USD 2 million in the same year. To date, about 3,000 hectares (683 hectares are part of a direct EIF contribution) of the Senegal variety of acacia trees have been planted as part of a Government initiative with support from the EIF and other private actors. This is helping to restore the region's carbon sink potential and to combat desertification and climate change.

The goal is to plant 10,000 hectares of gum trees; and nursery sites have now been set up with improved village hydraulic systems thanks to 12 new boreholes installed, before seedlings move to plantation sites. This has been accompanied by campaigns to build up sector knowledge in the area, with TV broadcasts in local languages to raise awareness on avoiding harmful chemicals in harvesting.



» [Find out more here](#)

» [and here](#)





Digital World

Economic recovery for the LDCs that have been hardest hit by the effects of the COVID-19 pandemic in 2021 is closely tied to connectivity in an increasingly digitalized world. Insights from UNCTAD's 2021 report point to the technological divide and the prospect of frontier technologies widening global inequalities. The EIF championed greater digital inclusivity for the LDCs throughout 2021 across priority areas highlighted in the report; from building national capacities and technology transfer, to increasing women's participation, and inclusive debate. These initiatives have contributed to SDG 9 on industry, innovation and infrastructure.

At the global [Aid for Trade Stocktaking Event](#) held in March 2021, the EIF co-sponsored three events covering digital transformation in Asian LDCs with Cambodia and Australia; cross-border commerce and customs with Vanuatu, UNCTAD and the Universal Postal Union; and gender equality in the digital economy with Burundi and the International Telecommunication Union (ITU). In addition, six articles on e-commerce were published on [Trade for Development News](#), highlighting a range of lessons and good practice for entrepreneurs in digital ecosystems in Cambodia, Rwanda, Tanzania, Uganda and Zambia and across West Africa.



In brief




17 e-commerce initiatives
rolled out through 11 projects

10 new projects approved
in 2021 include a specific look
at e-commerce

*“The COVID-19 crisis has given a boost to the global transition to a digital economy and to the reshaping of global value chains, therefore presenting both major challenges and opportunities.”*⁶

Report of the Secretary-General António Guterres on the Implementation of the Programme of Action for the Least Developed Countries for the Decade 2011–2020





©EIF/José Carlos Alexandre

Innovative e-solutions across EIF projects in 2021 helped improve digital skills for fintech startups in Rwanda and MSMEs in Cambodia and accelerated online sales for shea traders in Benin and Burkina Faso as well as handicraft producers in Lao PDR. In addition, streamlined electronic customs systems boosted trade in Vanuatu and Zambia. In 2021, 10 new EIF e-commerce projects were approved, with the potential to fast-track inclusive and sustainable trade. Support is helping develop

and roll out national e-commerce strategies in Bhutan, Cambodia, Djibouti and Nepal and set up digital platforms in Cambodia, Nepal, Senegal and The Gambia. It will also boost digital sensitization in Bhutan and Burkina Faso; make sure e-commerce policies and regulatory frameworks benefit women; and drive digital crossborder trade in the Asia-Pacific region.



e-commerce in Rwanda showcases digital solutions

2021 RESULTS

In brief



1,300+ merchants onboarded on eight e-commerce platforms



38 MSMEs trained on e-payment across three training sessions

30 MSMEs profiled on four-part series on Rwanda TV



4 public-private dialogues on e-commerce with 180+ participants



3 fintech start-ups each awarded **USD 15,000** by the Ministry of Trade and Industry (MINICOM)



Partners in action:
Led by the Single Project Implementation Unit (SPIU)/MINICOM, in collaboration with the ICT Chamber



EIF funding:
USD 500,000
(out of a budget of USD 580,000)



» [Find out more here](#)

“The training has helped us to develop software and platforms to help customers buy online. The backing from the government and the use of promotional videos have improved the trust of potential customers in cashless payments.

*Alice Umuhoza,
Managing Director, Aleph Wall
Technology, Rwanda*





©EIF/José Carlos Alexandre

Story

Fintech start-ups – Hepta Pay, Raisin Ltd. and Exuus Ltd. – based in Rwanda scaled up business in 2021, receiving awards for innovative online solutions and were able to tap into tailored support. The digital products and platforms on offer are going to meet the needs of unbanked merchants, small businesses and savings groups. Inuma Technology is connecting Amazon (US) with Rwandan buyers and, following engagement with the project, are retaining more customers. The company is also expanding trade opportunities, having recently signed memoranda of understanding (MOUs) with five e-commerce companies in Singapore.

As online know-how becomes increasingly critical for companies, consumers and communities in Rwanda and beyond, gaps in building e-commerce infrastructure had started to put a break on trade. The pace of digital engagement and the public-private dialogue has now picked up, headed by the MINICOM and wider partners, including the ICT Chamber, with funding from the EIF.

Growing numbers of merchants have now joined e-commerce platforms and MSMEs upgraded their e-payment skills and were profiled across TV channels to showcase ‘Made in Rwanda’ products. In addition, targeted cashless campaigns with suppliers and traders are reaching farmers in agricultural value chains.



'Made in Cambodia' marketplace gets ready to take off online

In brief




Partners in action:

Led by the Ministry of Commerce, in collaboration with the United Nations Development Programme (UNDP) Cambodia, Khmer Enterprise, the Universal Postal Union, UNCTAD and Swisscontact



EIF funding:

USD 1.49 million (out of a budget of USD 2.4 million for the broader project)



» [Find out more here](#)

» [and here](#)



“The Go4eCam project is launching at the right time, coinciding with the approval of the ecommerce law and the launch of the e-commerce strategy. The project will provide many other benefits, including increasing productivity, innovation, business expansion and job creation in Cambodia.”

*H.E. Mr Pan Sorasak,
Minister of Commerce, Cambodia*

©EIF/José Carlos Alexandre

Story

Made-in-Cambodia products from KM Textiles and Khmer Organic Cooperative are among the best-selling brands featuring on the CambodiaTrade marketplace – the country’s first business-to-business-to-consumer e-commerce model. Domestic and global consumers can soon start to buy online from over 100 small- and medium-sized enterprises (SMEs).

Reaching new customers in national and overseas markets proved an operational challenge for many MSMEs in Cambodia in previous years, in particular when having to deal with logistics and payment services. The new e-commerce platform, developed as part of a wider project with support from the Go4eCam project and backed by the EIF, is now fully integrated with payment solutions and delivery services.

The platform provides opportunities for Cambodia’s small firms to experience and grow in the business of e-commerce before expanding internationally. To prepare MSMEs to be competitive in the marketplace, the project also supported an incubation and training programme in mid-2021 in partnership with UNDP and Khmer Enterprise.



Benin's shea business operators go global via e-commerce platforms

Snapshot

Priority trade actions feature strongly in Benin's National Development Plan supported by the EIF-backed DTIS. E-commerce plays a key role and, in 2021, a network of 40 women business operators were trained on online sales. Benin is also a partner country in the GSA-led project, where producers can link to a new EIF-supported online market platform, <https://sheamarket.org/>. The platform helps to broker connections and deals between various entities across the value chain, and, in addition to product information, enables the sharing of the sustainability certification status of members. The platform has stimulated more than 1,000 engagements since its launch from countries such as Germany, Ghana, Nepal, Nigeria and the United States of America.



Partners in action:

Led by the Ministry of Industry and Trade, in collaboration with the public and private sectors and regional partners such as the GSA



EIF funding:

USD 1.5 million (out of a budget of USD 6.6 million)



Going paperless with Vanuatu's electronic single window (VeSW) facilitates trade

In brief



Partners in action:

Led by the Ministry of Tourism, Trade, Commerce, and Ni-Vanuatu Business, with technical support through UNCTAD, co-funding from Australia and collaboration with the World Bank (WB) Group




EIF funding: 1.5 million

(out of a budget of USD 3.973 million)



5,827 kgs of CO2 reduced



» [Find out more here](#) » [and here](#)



© EIF/José Carlos Alexandre

“The Electronic Single Window is a very important building block of Vanuatu's development. It provides the necessary basis to facilitate and grow our domestic processes and external trade. It created efficiencies in procedures and processes and increased productivity in the economy.

*H.E. Mr Sumbue Antas,
Ambassador of Vanuatu*

Story


The VeSW was extended in 2021 with a blueprint fully developed so that other ministries, departments and agencies can move onto e-systems. The project has also successfully leveraged over USD 2.4 million in co-funding from the Government, Australia, the WB and UNCTAD. Modules were rolled out – with EIF support – including on Biosecurity and Certificate of Origin helping to facilitate exports. In 2021, this was also the case for processes on importing ozone-depleting substances and others that have an environmental effect. Traders can lodge applications

online without needing to travel, check the status and approval and use prepayment and credit card facilities to record their payments efficiently and transparently. As such, they can download approved permits and cut down on paper and logistics. By automating two trade procedures, the country cut CO2 emissions by 5,827 kg.⁸ The United Nations Economic and Social Commission for Asia and the Pacific (UN-ESCAP) ranks Vanuatu as 2021's top country in sustainable and digital trade facilitation among Asia-Pacific small island developing states.



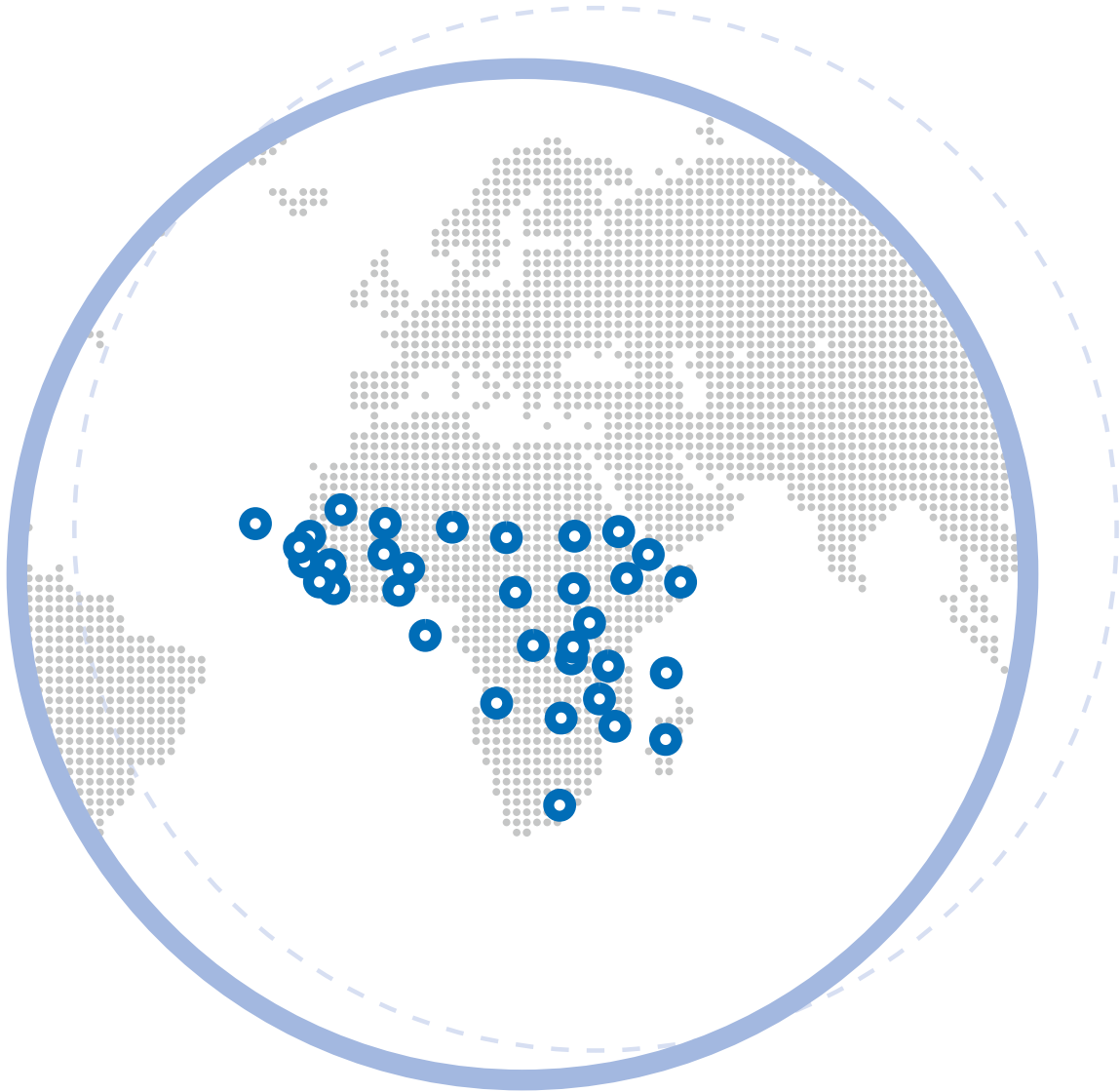


3 Regional and thematic focus



Africa

USD 61,850,243 invested
and **191 projects to date**



Snapshot



191 projects rolled out in
34 African countries to date



28 new projects approved across
25 African countries in 2021



18 actions in EIF projects
supporting LDC participation
in the AfCFTA in 2021





© EIF/José Carlos Alexandre

The African Continental Free Trade Area (AfCFTA) started trading on 1 January 2021 after a delay caused by the fall-out of the COVID-19 pandemic. With a market of 1.3 billion people and a gross domestic product of USD 3 trillion that is expected to rise to as much as USD 16 trillion by 2060, the AfCFTA has been ratified by 36 countries to date, including 20 LDCs. The EIF programme, which operates in 34 African LDCs and recently graduated countries, worked in line with AfCFTA goals in 2021, including for more MSMEs, women and young producers, entrepreneurs and traders to benefit from intra-regional trade.

In 2021, a project was approved to build the capacity of six West African LDCs (Burkina Faso, Guinea, Mauritania, Niger, Senegal and Togo) to trade under

the AfCFTA. Samples of other projects in Africa include where e-systems helped boost Zambia's agri-food trade flows, including in the Southern African Development Community (SADC); and Liberia's eco-tourism brand crossed borders. At the same time, in 2021, Malawi launched its National Export Strategy II; Lesotho's productive capacity rose in the vegetable sector; and Sierra Leone's e-tourism strategy helped to drive COVID-19 recovery efforts in the country. In addition, the #AfriCommerce social media campaign in 2021 showcased priority sectors where the EIF works and those showing promise. The EIF has also supported African countries in their accession to the WTO. During the year, this included accession support for Comoros, Ethiopia and South Sudan and a new project with Somalia.



Building countries' capacities to trade under the AfCFTA

2021 NEW REGIONAL PROJECT APPROVED



Goals:

Stronger capacity of Burkina Faso, Guinea, Mauritania, Niger, Senegal and Togo to implement the AfCFTA



Partners in action:

Led by the International Islamic Trade Finance Corporation (ITFC), the Islamic Development Bank and the United Nations Economic Commission for Africa (UNECA)



EIF funding:

USD 400,000
(out of a budget of USD 1,409,000)



Snapshot

The ITFC, UNECA and EIF partnership will help build the right environment for international trade in Africa, boosting job opportunities and sustainable development. Work will support the institutional capacity of the AfCFTA Secretariat and embed the need to focus on connectivity. The six countries will be able to count on technical assistance and investment to maximize positive economic spillovers linked to the AfCFTA, including:



Follow-up on instruments:

rules of origin, tariffs, non-tariff barriers, payments and the African Trade Observatory



Work to roll out selected priority actions from countries' AfCFTA National Strategies





“Trade under the AfCFTA... single market is expected to contribute to sustainable and inclusive socioeconomic development, gender equality and... enhanced competitiveness and industrial development.”⁹

David Luke, Judith Ameso, Mahlet Girma Bekele, staff of UNECA, Ethiopia

Boosting Lesotho's agri-food productivity to supply markets



Partners in action:

UNDP in collaboration with the Ministry of Trade and Industry



EIF funding:
USD 300,000



Snapshot

In 2021, Lesotho's production of vegetables including cabbage, beetroot and carrots saw a 20% increase supported by pest surveillance carried out by the Ministry of Agriculture and support with hybrid seeds and pesticides under the EIF project. The profitability assessment showed an increase in the number of jobs created totalling 657. Training for farmers in the country included improved bookkeeping, agricultural traceability and pest control skills, which led to stronger farm management skills and livelihoods. Farmers' increased productivity will secure Lesotho's capacity to supply local and regional markets with quality produce that meets international food safety standards. In addition, business connections thrived in 2021, linking up 189 sellers to 45 traders of fruits, vegetables, grains, eggs, milk and meat. The initiative has also supported farmers to have a platform to voice their views on policy reviews to improve the agriculture sector and builds on an earlier EIF intervention with ITC.



» [Find out more here](#)





Liberia's tourism sector gets a boost with new global-facing brand

In brief



Liberia's official tourism website launched at <https://enjoyliberia.travel>



Brand identity 'Liberia: Amazing Discoveries' developed and rolled out



Digital tourism marketing training for the tourism sector



Inventory of tourism resources for **13 counties**, plus details on sites compiled



Partners in action:

Led by the International Trade Centre (ITC), with the Ministry of Commerce and Industry, the Ministry of Information, Cultural Affairs and Tourism and the World Tourism Organization




EIF funding: USD 500,000



» [Find out more here](#)

» [and here](#)



“The objective for the development of the tourism brand and a marketing strategy is to have a well-defined framework that showcases Liberia’s tourism potential and promotes the tourism sector. As custodian of the project, the government is determined to make this a reality. We will work with all stakeholders, especially the private sector.”¹⁰

*H.E. Mr Lance Gba-Gonyon,
Deputy Minister of Tourism, Liberia*

©EIF/Simon Hess

Story

For local communities in Robertsport, Liberia, there are high hopes of attracting an international surfing crowd to the coast, thanks to land provided by the Municipality in 2021 to construct a new surf center and amenities. The spot is branded as a top destination to visit on the new tourism website.

The tourism industry in Liberia has the potential to revitalize the local and national economies and boost recovery from the COVID-19 pandemic, but the country lacked a coordinated brand vision. Actors from the Government, the private sector and civil society joined forces at a series of workshops, supported by ITC

and the World Tourism Organization, and backed by the EIF, leading to the country’s first-ever marketing strategy.

Promotional materials and social media pages are ready to accompany the strategy; training was rolled out for the sector; and new destinations such as Chimpanzee Island are in the pipeline. Getting the institutional set-up, guidelines and capacity in place means that Liberia can now promote its tourism services to markets overseas.



Malawi's launch of the National Export Strategy II



Partners in action:

Ministry of Trade, with the Ministry of Industry and the Commonwealth Secretariat



EIF funding:
USD 100,000



Snapshot

The EIF is supporting the roll-out of Malawi's National Export Strategy II through the development of three projects in the country. The launch of the Strategy on 16 December 2021 was presided over by H.E. Dr Lazarus Chakwera, President of Malawi, and attended by Government institutions and ministers, the private sector and development partners, including the Commonwealth Secretariat and the EIF.

In May 2021, the Ministry of Trade – with support from the EIF Sustainability Support Project – held a working session to develop a digitalization, financial inclusion and competitiveness project proposal. Here, the Government secured USD 10 million in support from the African Development Bank (AfDB). The project will promote digital financial inclusion and develop the digital trade environment by building a robust and harmonized e-payment policy. The AfDB project is expected to start in 2022.



» [Find out more here](#)



“The National Export Strategy II outlines strategies and programmes that the Government needs to put in place to enhance Malawi’s export competitiveness at the global arena.”¹¹

*H.E. Dr Lazarus Chakwera,
President, Malawi*



Sierra Leone's eco-tourism drive supports COVID-19 recovery



Partners in action:
National Tourism Board



EIF funding:
USD 1,499,990
(out of a budget of USD 1,717,605)



Snapshot

With COVID-19 recovery underway, tourism industries in developing countries have been updating their offers to travellers in 2021, including in Sierra Leone. Among various activities, an updated tourism act has been developed and is close to validation, while a small grants programme is currently underway to develop eco-tourism sites in the country. In addition, the Hotel and Tourism Training Centre has been refurbished, and there is also a fresh new National Tourism Board and Ministry website at <https://ntb.gov.sl>.



➤ [Find out more here](#)





Zambia's agri-food trade flows rise with a move to e-permits

2021 RESULTS

In brief



Increase in processed plant permits and **over 100% revenue target generated**



91 plant health inspectors trained on Zambia's Electronic Single Window



10 senior plant health inspectors trained on market access negotiations



Regional strategy for plant quarantine pest surveillance developed for SADC countries



Partners in action:

A co-funded Standards and Trade Development Facility (STDF) project led by the Ministry of Commerce, Trade and Industry, in collaboration the National Plant Protection Organization and the Zambia Agriculture Research Institute



EIF funding:
USD 200,00 (out of a budget of USD 629,697)

STDF funding:
USD 254,675



➤ [Find out more here](#)





“Now we are getting everything we need under one platform. When you have all the details required to apply for a phytosanitary certificate, export permit, import permit, you do it online. I can do it from the comfort of my home, my office. So, it’s much easier and much better as compared to the way it was previously.”¹²

Moffat Zulu, Khal Amazi Ltd., Zambia

© EIF/José Carlos Alexandre

Story

Zambian Agri-food traders in maize, such as Chisan General Dealers and cut flowers powerhouse, Khal Amazi, have seen an increase in trade flows and revenue in 2021 with more electronic plant permits processed. And this is all thanks to plant health inspectors using Zambia’s Electronic Single Window.

The country’s plant health agency previously lacked the know-how and resources to equip their inspectors to work with the electronic permit system, blocking agricultural trade. Businesses had to follow complex logistics, costing them time and money. This has improved with targeted trainings on online systems

and the distribution of plant inspector kits and ICT tools with backing from the STDF and the EIF.

A regional strategy for plant surveillance was developed for the SADC, and in addition, Zambia’s senior plant health inspectors were trained on market access negotiations. Now with pest information packages ready on rice and pineapples, agri-food processors and traders have more global markets in their sights.



Asia

USD 15,416,662 invested
and 53 projects to date



Snapshot



53 projects rolled out in
8 Asian countries



4 new projects approved in
4 Asian countries



“The potential role of RCEP in the post-pandemic recovery will be critical for ASEAN and ASEAN LDCs... RCEP will provide domestic and regional platforms for structural transformation of GVCs in post-pandemic recovery.”¹³

Shandre Thangavelu, Shujiro Urata, and Dionisius A. Narjoko, Economic Research Institute for ASEAN and East Asia

©EIF/José Carlos Alexandre

The Regional Comprehensive Economic Partnership (RCEP) entered into force on 1 January 2022, paving the way for the world’s largest free trade area. The agreement covers 2.3 billion people, including in two LDCs – Cambodia and Lao PDR –, and accounts for USD 12.7 trillion, over a quarter of global trade in goods and services, according to WB data.¹⁴ The EIF, which operates in eight Asian LDCs, delivered the skills and digital transformation support in 2021 that will allow countries in the region to benefit from opportunities to integrate into regional and global value chains. In 2021, through an EIF project, UNCTAD in partnership

with the European University Institute facilitated a review of the RCEP for regional countries. Additionally, an EIF regional project championed digital innovation for countries in South Asia. Women entrepreneurs in South and Southwest Asia, including EIF Countries (Afghanistan, Bangladesh, Bhutan, the Maldives and Nepal), were trained in e-commerce, as the EIF joined forces with UN-ESCAP and other partners. Timor-Leste moved closer to joining the WTO trade system. In 2021, the EIF also hosted an event with Cambodia and Australia on how AfT accelerates digital transition in the LDCs.



Bridging the digital divide for women entrepreneurs in South Asia



Partners in action:

Led by UN-ESCAP, in collaboration with the South Asian Women Development Forum, women business associations, ministries of commerce, including NIUs and UN country offices



EIF funding:

USD 498,300
(out of a budget of USD 698,300)



Snapshot

In 2021, with a hybrid model, six e-commerce trainings led by UN-ESCAP and backed by the EIF reached 369 women from Asian LDCs, including from Afghanistan, Bangladesh, Bhutan and Nepal. Additionally, 100+ women entrepreneurs from Asian LDCs registered on the new website created through the project wesellonline.org and updated their product and service profiles. Capitalizing on this initiative to boost the returns for women's business in the region, the Commonwealth Secretariat aims to jointly roll out future e-commerce trainings, and there is additional interest from the Business Association of Home-Based Workers in Nepal, amongst others.



» [Find out more here](#)



“ My production employs women from rural areas. The online training about e-commerce and digital marketing helped my business. It helped me to connect with customers and will generate new customers from South Asia.¹⁵

Tazima Majumdar, Founder of Needlecraft, Bangladesh



Nepal launches e-commerce platform for small businesses

In brief



Launch of e-commerce platform with over **100 products from 60 MSMEs**



69 individuals and MSMEs trained on market information



Regulations on e-commerce drafted and ready to be approved



Partners in action:
Led by the Ministry of Industry, Commerce and Supplies, in collaboration with the Federation of Nepali cottage and small industries (FNCSI)



EIF funding:
USD 311,865



» [Find out more here](#)



“ I have learnt how I can use online means to showcase, display and promote my products [and I have] been receiving more enquiries. If more people know about my products through the website, I will get more orders.

*Sarada Adhikari,
Owner of Unisha Gudiya, Nepal*



©EIF/José Carlos Alexandre

Story

Business owner Sarada Adhikari’s handmade children’s dolls and decorative pillows are in greater demand than ever thanks to her expanded customer base through Nepal’s new MSME online platform that went live in 2021. As a result of the digital interface, she has more contacts to be able to sell internationally.

The cottage and small industries sector in the country lacked a fully operational e-commerce platform to reach national and regional markets. Small businesses had a gap in technical skills and know-how to take their business online. Through the Nepal e-commerce platform, run by the Federation

of Nepali Small and Cottage (FNSCI) and backed by the EIF, MSMEs can display their products online, take part in virtual trade shows and at the same time have the training they need to promote and sell their products to new markets overseas.

The platform is part of a broader project in Nepal and the country’s e-commerce bill is due to be passed and regulations approved soon after. Small enterprises are increasingly ready to go digital as interest spreads among the FNSCI’s 5,000 strong network. The platform will soon add payment services, paving the way to further facilitate the country’s trade.



Timor-Leste gains support and builds momentum to join the WTO

2021 NEW
PROJECT APPROVED

Partners in action:

Led by the Coordinating Ministry for Economic Affairs, in collaboration with New Zealand and the WTO



EIF funding: USD 300,000

(out of a budget of USD 375,000)



Snapshot

There is a growing swell of public support behind Timor-Leste joining the WTO and ASEAN thanks to awareness-raising efforts led by the Government with academia, the private sector, civil society and Parliament and supported by the EIF. The accession process has been covered by Tatoly News and Naunil Media and set out the sustainable growth benefits the country can tap into as part of the global system. Institutions in the country rallied behind a strategic plan and roadmap for the country's accession, including mobilizing support around national reforms. This involved technical preparations – workshops, consultations and diplomatic dialogues – leading to progress in the accession and a Second Working Party Meeting held in July 2021.



» [Find out more here](#)

“This meeting re-confirmed the strong will of Timor-Leste to become part of the WTO as expeditiously as possible, and its readiness to engage with members to define the future terms of accession and to undertake necessary policy actions. I took good note that this commitment is strongly supported by members who are willing to play their part.”¹⁶

H.E. Mr Rui Macieira, Ambassador of Portugal, WTO Working Party Chair, Accession of Timor-Leste, Switzerland





» [Find out more here](#)

 Enhanced Integrated Framework
@EIF4LDCs

Gaining access to [#AidforTrade](#) or becoming a [@wto](#) Member requires coordination and synergies as the national level.

Our work started today in [#TimorLeste](#) to reach these goals with the launch of a project aiming to have the country join the WTO trade system.

[#InvestInTrade](#)



Wanokar Adhikari and 4 others
11:22 AM · Jun 30, 2021 · Twitter Web App

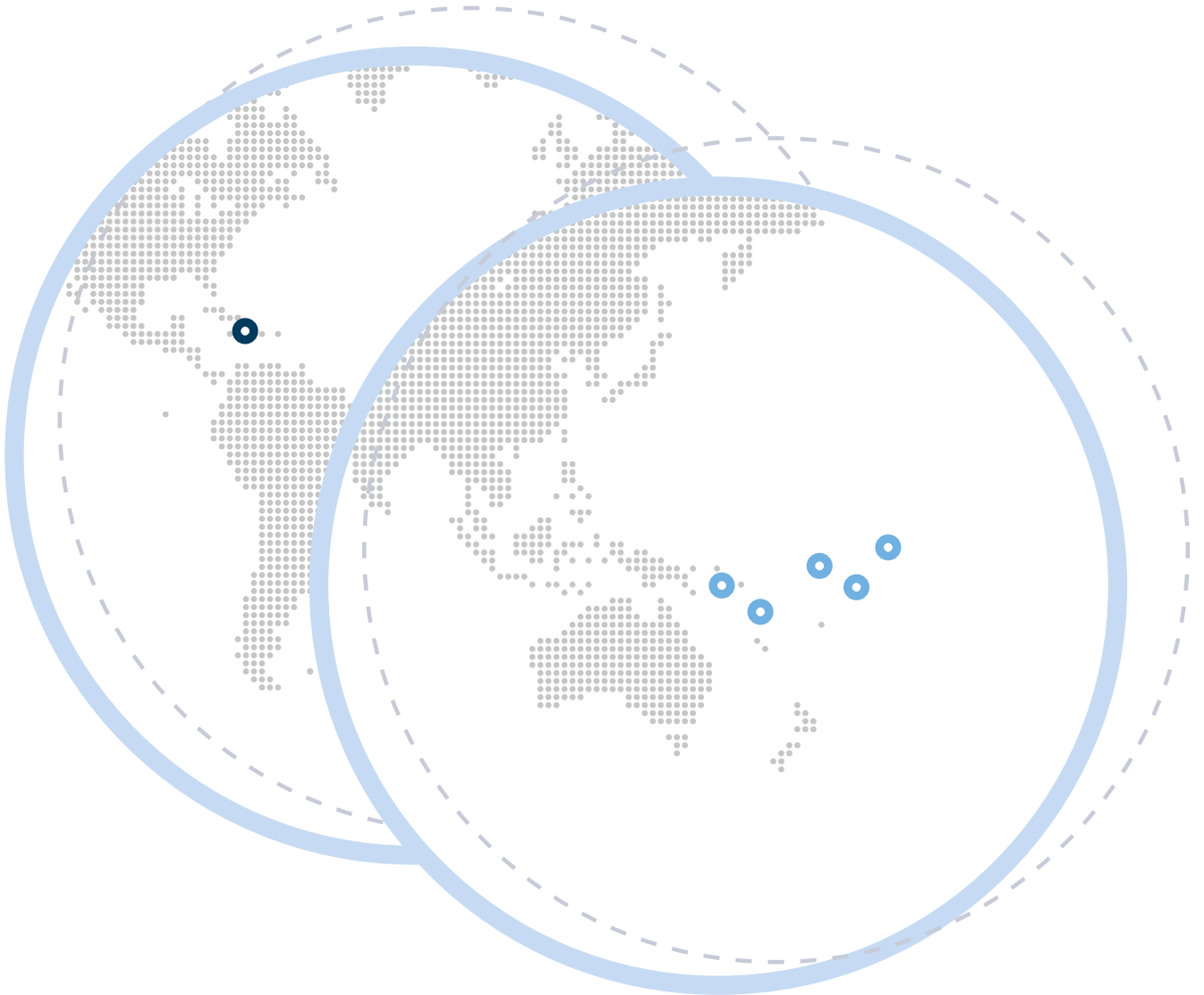
3 Retweets 1 Quote Tweet 17 Likes



Pacific and Americas

Pacific: **USD 10,003,807** invested and **24 projects to date**

Americas (Haiti): **USD 2,587,579** invested and **6 projects to date**



Snapshot



24 projects rolled out in countries in 5 Pacific countries



1 new project approved in countries in the Pacific





“ Pacific Island leaders speaking in the UN General Assembly underlined the need for global solidarity, commitment and action to tackle COVID-19 and climate change, two crises which threaten sustainable development.¹⁷

UN Affairs, September 2021

©EIF/José Carlos Alexandre

In 2021, against a backdrop of continued recovery from the devastating effects of the COVID-19 pandemic and that of recent natural disasters, Pacific Islands states raised shared concerns at the 2021 UN General Assembly. They called on global leaders to urgently invest and address climate change and economic vulnerability. The EIF programme, currently working with 4 countries in the Pacific, continued to support their economic potential and rebuild from crises, delivering on priorities spanning e-commerce, quality infrastructure and trade facilitation. In 2021, under an EIF-supported regional project, a network was set up

on standards and quality to develop key economic sectors, while support went to build the Solomon Islands' first processing facility to export frozen cassava to international markets. In addition, national trade and tourism plans are helping to map out sustainable growth in Tuvalu, and new online modules facilitated trade in Vanuatu. Voices from the Pacific also featured in the #Trade4LDCs campaign. In Haiti, the only EIF Country in the Americas, there has been progress in updating the National Trade Policy (with UNCTAD), as well as strengthening capacities in the small-scale fisheries sector.



Quality infrastructure network goes live in the Pacific



Partners in action:

Led by the Pacific Islands Forum Secretariat, and in collaboration with Standards Australia, the National Measurement Institute, the Physikalisch-Technische Bundesanstalt, the German Metrology Institute and the Joint Accreditation System of Australia and New Zealand



EIF funding:

USD 1.5 million (out of a budget of USD 2.774 million); co-financing from Australia, the European Union, Germany and Japan



Snapshot

A regional quality infrastructure network was set up in 2021 with a series of technical workshops and country dialogues. There is now greater awareness among the public and private sectors in the Pacific of why product quality and quality-related services matter, with a specific focus on recognized standards and reliable testing.


Value chain analysis to identify quality challenges in key economic sectors for the region are underway, including in Kiribati, Solomon Islands, Tuvalu and Vanuatu, for their respective products of coconut, kava, breadfruit and cassava. The region-wide initiative, led by the Pacific Islands Forum Secretariat, with the EIF and co-funder Australia, alongside German and EU support, also secured financing from Japan in 2021.

This approach harnesses economies of scale and will lead to greater business transactions and more jobs and incomes for producers.



» [Find out more here](#)





“This project brings together many countries and partners around a common vision of promoting greater regional economic integration through harmonized standards and processes across the Pacific region.

Zarak Khan,
Director Programmes and Initiatives,
Pacific Islands Forum Secretariat



Building the Solomon Islands' processing facility for cassava exports



Partners in action:
Led by the Ministry of Foreign Affairs and External Trade



EIF funding:
USD 1.5 million



In brief



55 new jobs created with linkages to the EIF intervention (over half for women)



80 MT cassava and 40 MT of taro have been planted through the EIF intervention



Additional exports of frozen cassava from Solomon Islands to Australia in 2021



➤ [Find out more here](#)





© EIF/José Carlos Alexandre

Story

Sape farm produces cassava and potatoes and is one of the largest in the Solomon Islands, located outside of the Honiara City boundaries. With a plan to process cassava for export in place, an assessment by the EIF in 2021 highlighted gaps that existed in purchasing equipment to build the farm's processing facility. In 2021, EIF support meant that the farm could purchase machines to process cassava and produce cassava flour. As a result, Sape farm will have the first

processing facility for cassava in the country, including packaging machines that are creating jobs for a rural population, in particular for women factory workers. In addition, new tractors and tiller machines for two farms – thanks to EIF support – will produce cassava and taro to sell to Sape farm, which reaches wider export markets in Australia.



Tuvalu's national trade and tourism strategies set out a sustainable future



Partners in action:

Led by UNDP, in collaboration with the Ministry of Fisheries and Trade, UN-ESCAP and the Pacific Tourism Organisation



EIF funding:

USD 1.5 million
(out of a budget of USD 2.35 million)




Snapshot

The Tuvalu National Trade Development Strategy was developed in 2021 together with UN-ESCAP, and an inception and validation workshop was held for local, regional and international partners. Highlights include a focus on “climate smart” and gender-sensitive trade, as well as harnessing opportunities in e-commerce and developing exports, including fisheries, tourism and services. Tuvalu’s Sustainable Tourism Policy, produced with support from the Pacific Tourism Organisation in 2021, will soon be officially launched. Wider initiatives are underway thanks to continued EIF support, including the first of a series of workshops to promote private sector investment in productive and export sectors. Over 2021, social media outreach has helped generate interest in local products, from breadfruit chips to red toddy syrup, across domestic and export markets.



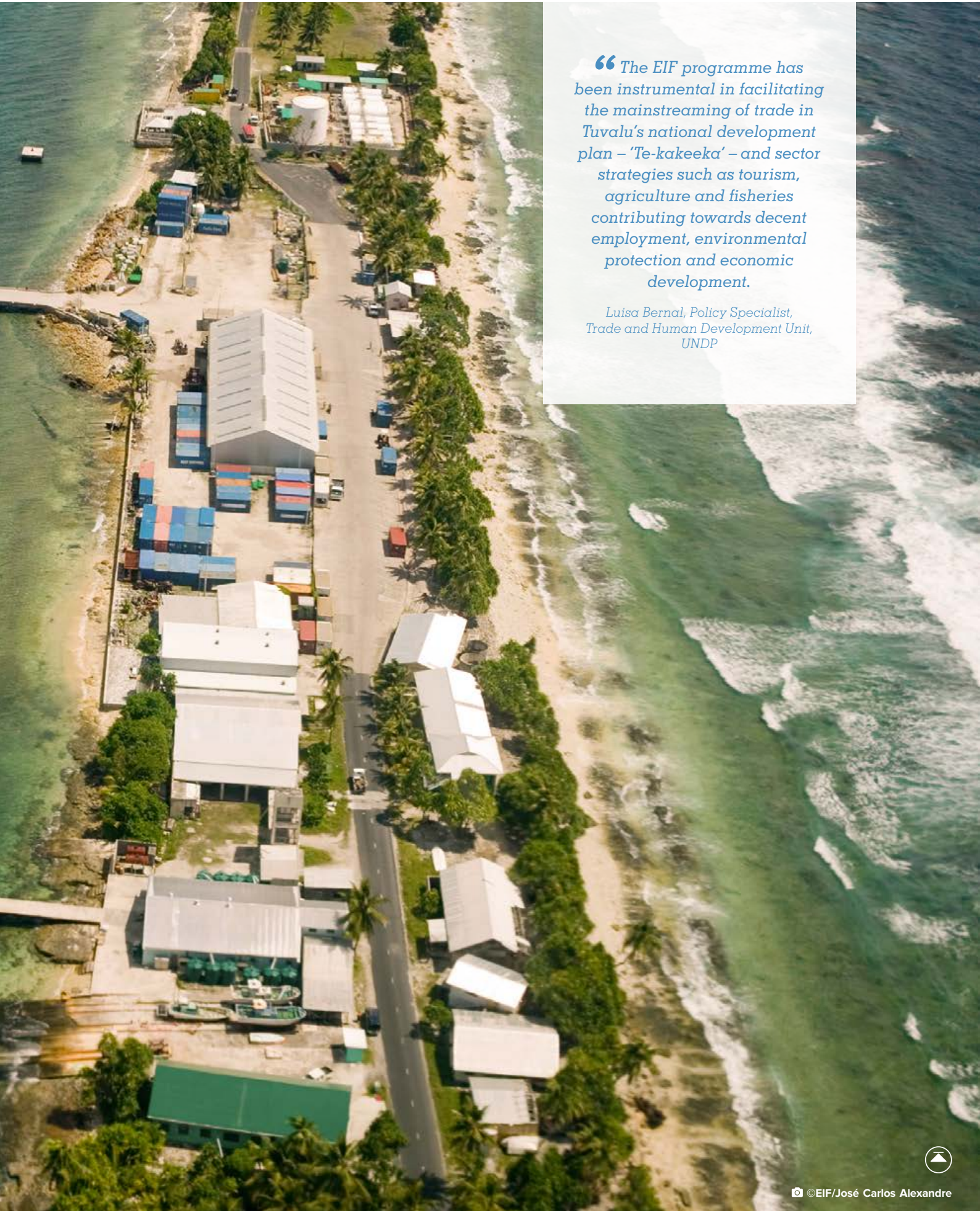
» [Find out more here](#)



» [Find out more here](#)

» [and here](#)





“The EIF programme has been instrumental in facilitating the mainstreaming of trade in Tuvalu’s national development plan – ‘Te-kakeeka’ – and sector strategies such as tourism, agriculture and fisheries contributing towards decent employment, environmental protection and economic development.

Luisa Bernal, Policy Specialist,
Trade and Human Development Unit,
UNDP



The path to graduation

In 2021, the EIF continued to support the transition for countries graduating from the LDC status in collaboration with the WTO. The support has contributed to increased capacity for engagement with nearly 100 interventions from the LDCs on graduation aspects at the WTO and an increased understanding and preparation in-country. Country-specific market analyses were produced for Angola, Bangladesh, Bhutan, Kiribati, Lao PDR, Myanmar, Nepal, São Tomé and Príncipe, Solomon Islands, Timor-Leste, Tuvalu and Vanuatu. This was in addition to those produced for the five LDCs that fulfilled the graduation threshold for the first time – Cambodia, Comoros, Djibouti, Senegal and Zambia. There was a dedicated focus on the trade-related impacts of LDC graduation on the textiles and clothing sector as part of a new [EIF policy series](#). The policy brief's case study on Bangladesh highlights how the country's export-oriented garment sector has been a driver of socioeconomic development and contributes to the country's expected graduation from LDC status in the coming years.



Snapshot



6 more national policy documents now address LDC graduation issues



2 graduated countries continued to receive EIF support

Three new EIF projects targeted at graduating countries were approved in 2021, alongside a climate change and trade project that aims to build a roadmap for a smooth LDC graduation process in both climate and trade architecture.

“With one third of the LDCs on the path of graduation, LDC graduation has become an important priority for the LDCs which was reiterated in the latest LDC Trade Ministers’ Declaration. We need to ensure a smooth and sustainable graduation that enables our greater integration into the global economy.”¹⁸

*H.E. Mr Ahmad Makaila,
Ambassador of Chad and Coordinator
of the WTO LDC Group, Switzerland*

Graduation support through EIF projects

2021 NEW
PROJECT APPROVED

The DTIS Update in Bangladesh will produce a Trade Roadmap for Sustainable Graduation and roadmaps for 12 important sectors in the country, in view of the challenges and opportunities that Bangladesh will face when graduating from LDC status in 2026. The exercise will be completed by the Productive Transformative Process Review conducted by the Organisation for Economic Cooperation and Development and the development of a smooth graduation strategy supported by the United Nations Department of Economic and Social Affairs.

In Bhutan and Nepal, newly approved sustainability support projects backed by the EIF will support the two countries to prepare and roll out graduation strategies.

The EIF's paperless trade project, being led by UN-ESCAP, also focuses on four graduating LDCs – Bangladesh, Bhutan, Nepal and Timor-Leste.



Countries affected by fragility and conflict

In 2021, the EIF continued to champion the role of trade as a tool for peace in the LDCs alongside national and international partners. As highlighted by the EIF's external evaluation, there is an ongoing need for the programme to provide institutional capacity support with even closer engagement for countries affected by fragile and conflict situations. During 2021, new challenges emerged in relation to instability in Afghanistan and Myanmar, as well as in Burkina Faso, Ethiopia, Guinea, Mali and Sudan. The EIF applies procedures in response to mitigation of risks, including adaptability in the use of EIF resources, such as through partnering with Agencies on the ground.

The EIF was able to maintain its operations in many countries impacted by fragility and conflict throughout the year. This demonstrates the resilience of local teams and the key role of the EIF's partnership, such as that with UNDP in South Sudan and partnerships in Haiti, where the EIF fishery project has mobilized USD 0.5 million from Japan. In addition, thanks to support from the EIF through the WB, Somalia will receive assistance to build its institutional capacity linked to accession to the WTO and trade integration. The DTIS and the tourism strategy under development in Burundi – backed by the EIF – is also going to help the country build up its trade sector following recent instability. In 2021, in CAR, the EIF's project created a new generation of agricultural producers in the maize sector, reinforcing community ties across the conflict divide. These initiatives helped foster policies and infrastructure for countries to trade in post-conflict situations supporting SDG 16 on peace, justice and strong institutions.



Snapshot



EIF projects underway in **23 countries** affected by fragile and conflict situations



2 additional EIF Countries are classified as being affected by fragility and conflict in 2021¹⁹

“Maize production can reduce the burden of poverty on the rural populations that are most affected by the violence of armed groups. The hope and interest of the populations in the project is great every time we visit them.”²⁰

*Edmond Mologodo, Project Coordinator,
Ministry of Trade and Industry,
Central African Republic (CAR)*

» [Find out more here](#)





Supporting MSMEs to thrive

For MSMEs, the ability to rebound from today's economic, health or climate shocks is closely tied to their business competitiveness, as highlighted in ITC's 2021 SME Competitiveness Outlook.²¹ Firms in poorer countries that can count on the capacity, networks and tools to meet market requirements are in a better shape to respond to challenges, which is the approach that underpinned the EIF policy, outreach and project support to the LDCs in 2021. This included the [WTO Public Forum](#) event 'Opportunities to boost MSME resilience to crises' hosted in partnership with Finland and ITC. A series of EIF briefs was also published in 2021, including on [Textiles](#) and [Sustainable Tourism](#), featuring policy insights and solutions that can positively impact MSMEs in these industries. In addition, eight articles showcasing thriving MSMEs in agri food value chains featured on [Trade for Development News](#). The second edition of the EIF's #PowerUpTrade campaign, which ran in 2021, also shared the stories of 13 business owners in 8 countries and how they adapted their business to the realities of the pandemic.



Snapshot



3,634 MSMEs supported



29 new projects approved include a specific focus on MSMEs

EIF projects in 2021 provided the right frameworks, skills training, access to business networks and technology innovations that supported MSMEs to build their business in the face of disrupted global supply chains and higher trade costs. This spanned a new contract for Burkina Faso's shea collectors; additional income generated from handicrafts for villages in Lao PDR; trade orders based on market intelligence in Zambia; and a move to the formal sector in Djibouti. In 2021, 29 new EIF projects were approved that will further promote MSME development. In addition, the EIF's agriculture-related projects in 2021 have championed SDG 2 on zero hunger.



» [Find out more here](#)



“The pandemic showed us that reinforcing the resilience of MSMEs before shocks hit can really pay off – and we need to be learning those lessons now, so MSMEs are prepared for future crises, including those spurred by climate change.”²²

Pamela Coke-Hamilton, Executive Director, ITC



MSMEs in West Africa skill up to reach global shea markets

2021 RESULTS

In brief



Shea SMEs increased production by **6,575 MT**, contributing to 1,079 new jobs being created by women's cooperatives



681 business contacts and over USD 6 million in exports to 11 countries



36 warehouses established for women's cooperatives to improve storage and quality of products



17,976 women trained for improved skills to engage in the value chain




Partners in action:

Led by the Global Shea Alliance (GSA), in collaboration with shea value chain actors and the U.S. Agency for International Development



EIF funding:

USD 2.5 million (out of budget of USD 3.6 million)



» [Find out more here](#)

“This collaboration [through the project]... reinforces how much importance we place on such partnerships as a critical investment into the shea sector, and reiterates the commitment of stakeholders to the vision of a more sustainable industry.”²³

Mamatou Djaffo, GSA Executive Committee Women's Group representative, Burkina Faso





©EIF/Olivier Girard

Story

For the Network of Shea Butter Producers in the Haut Basins and Cascades Regions – a 21,205-strong women’s network of shea collectors and processors from Bobo Dioulasso, Burkina Faso –, it was time for celebration in 2021. A EUR 62,000 contract from a France-based company to supply 20 tons of shea butter came after a stand-out profile at the Intra-Africa Trade Fair.

In recent years, without sites to store and process shea products alongside a lack of business support, MSMEs and cooperatives – dominated by women across West Africa – could not reach their full potential.

Now, in Benin, Burkina Faso, Mali and Togo, the GSA, with the EIF’s contribution, has set up new warehouses and processing centers, as well as run country-level training and market promotion.

With six up-to-date export manuals for Africa and Asia, MSMEs increased shea sales across Africa and set their sights on capitalizing on the latest policy and promotional opportunities in India and South Korea. Looking ahead, products such as shea oil will add greater value along this dynamic value chain.



Rising incomes and productivity for MSMEs in Lao PDR

2021 RESULTS

In brief



Online sales for handicraft producers have increased incomes in the villages by 11%



Textile handicraft training held for 120 villagers (**95% of them women**) in 6 villages



135 farmer households supported with good agricultural practices and seeds leading to an increase in rice harvest by 86% from 3 MT/hectare to around 5.6 MT/hectare



52 maize producers trained, leading to an increase in the maize harvest by 81% from 4.5 MT/hectare to about 8.15 MT/hectare




Strategic business plan for newly established tea association initiated



Partners in action:
Led by the NIU, in collaboration with development partners and actors across the handicraft, tea, rice and maize sectors



EIF funding: USD 1.8 million
(out of a budget of USD 2.4 million)



➤ [Find out more here](#)

➤ [and here](#)





“For the past 15 months, we purchased a lot of products from these market fairs. Two villages weave cotton, they produce a lot of textiles, so we placed orders to buy skirts and wall hangings from them.”²⁴

*Helen Pengson-Orbe, Ock Pop Tok,
Lao PDR*

©EIF/José Carlos Alexandre

Story

In six villages in three northern provinces of Lao PDR, women textile workers have seen a welcome boost in revenue in 2021 – making up 11% of their total income – as a result of trading on local brand Ock Pop Tok’s online shop and local market fairs. With trainings, access to markets and networks, agri-business and textile MSMEs can now thrive.

Many groups, in particular women, living in Luangnamtha, Oudomxay and Phongsaly – the mostly highland provinces of the country – have long faced high poverty levels and limited opportunities. With Government backing and funding from the EIF,

productivity is rising among sectors targeted for growth. Rice and maize harvest yields also rose by over 85% in 2021, in particular in the dry season, as a result of new seed varieties and practices.

Connecting villagers working on handicrafts to buyers at domestic market fairs followed successful training sessions on natural dyeing techniques, creative design and product costing and quality control. In addition, farmer households linked to millers, processors and traders can profit from expanded market horizons.



Zambia's small businesses act on market intelligence to trade across borders




Partners in action:

Led by the Ministry of Commerce, Trade and Industry, in collaboration with the Zambia Development Agency and the Deutsche Gesellschaft für Internationale Zusammenarbeit



EIF funding:

USD 1.798 million
(out of a budget of USD 2.278 million)



Snapshot

A market research study led by the Zambia Development Agency and the Department of Foreign Trade was carried out in the Katanga region of the Democratic Republic of the Congo in 2021. It concluded that the country imports most of its fast-moving consumer goods from agriculture to manufacturing. To tap into the Democratic Republic of the Congo's huge market potential for Zambia, the study, sponsored by the EIF, identified marketing solutions such as advertising campaigns. Following the study, a trade mission featuring a record 58 SMEs took place in 2021 – through funds raised from the companies, Finland, and ABSA Bank Zambia. This has led to USD 43 million in trade leads and USD 20 million in confirmed orders.



Djibouti's MSMEs secure business prospects with the move to the formal sector



Partners in action:

Led by the Ministry of Commerce, in collaboration with the *Office Djiboutien de la Propriété Intellectuelle*



EIF funding:

USD 1.5 million
(out of a budget of USD 2.39 million)



Snapshot

Major actors spanning the business environment partnered together in Djibouti to finalize a Master Plan on the Formalisation of the Arts and Crafts sector, and together with the Centre for Leadership and Entrepreneurship, launched targeted training on market orientation and sector development. In 2021, 800 MSMEs successfully registered with the *Office Djiboutien de la Propriété Industrielle et Commerciale* and moved their informal business to the formal sector under the EIF-backed initiative. This is moving closer to the project goal to reach 2,000 economic operators, half of which are women.



A focus on women's economic empowerment

The social and economic realities of the COVID-19 pandemic continued to severely affect trade outcomes for the LDCs, in particular for women producers, entrepreneurs and traders operating in global value chains. The EIF's Empower Women, Power Trade initiative, which helps improve the policy environment, remove barriers to women's economic empowerment and increase participation in trade, reached its second-year anniversary in 2021. This was also marked through a dedicated event that was held on [International Women's Day](#) in close collaboration with partners – ITC, the East African Women in Business Platform (EAWIBP), ITU, Women's World Banking, UNCTAD and Lao PDR – and attended by more than 100 participants. In addition to the six EIF projects under the initiative, in 2021, there are over 100 ongoing projects with a gender dimension across the portfolio. In addition, over six stories of women in trade were profiled on [Trade for Development News](#) and across online media.



Cumulative results highlights from the EIF portfolio



113,000+ women trained in value chain practices to grow their business and access new markets (24,526 in 2021)



12,000+ women adopted new technologies to increase the quantity and quality of their products (2,122 in 2021)



1,100+ women participated in trade fairs with EIF support, contributing towards over USD 600 million in export orders from EIF projects (up 336 in 2021)



16 gender-sensitive trade- and investment-related policies were developed in the LDCs (1 new in 2021)



Over **USD 1 million** in co-funding leveraged for Empower Women, Power Trade initiative projects

[Empower Women, Power Trade, Two Years On](#)

Women's economic empowerment



30,000+ women supported in 2021



38 new projects approved include support for women

Snapshot

EIF projects in 2021 increased returns for women traders in the shea sector in Burkina Faso, South Sudan and Uganda and led to greater exports in coffee and flowers from women workers and producers in Timor-Leste and Ethiopia. The EIF programme also created space for women traders to flourish with the launch of the ITC SheTrades Hub in Rwanda to grow their business networks. In 2021, research under the ITU-led project on women and the digital economy showed encouraging findings that over 50% of policy and regulatory frameworks in Burundi include a gender reference, as do over 80% in Ethiopia. In 2021, 38 EIF projects were approved to drive women's economic empowerment in poorer countries and build on the programme's widespread efforts in promoting SDG 5 on gender equality.



Women in Burkina Faso grow their business returns on shea

In brief



Over **1,307+ MT** of shea butter and 57 MT of shea soap were produced in 2021



Since 2019, with support from the project, over **5,660 MT** of shea was produced and shea butter exported from Burkina Faso to 11 international markets (3 new in 2021), with a total value of USD 3.39 million



159 actors were trained on good manufacturing practices, marketing and e-commerce; and more than 2,500 direct jobs linked to the project were created



Partners in action:

Led by the Ministry of Industry, Trade and Handicrafts, in collaboration with shea value chain actors and professional associations



EIF funding: USD 1.49 million

(out of a budget of USD 3.41 million) co-financed by Luxembourg and Burkina Faso



» [Find out more here](#)





“The project has had a positive impact on our activities. It’s helped enormously to resolve our problems when it comes to our technical and material capabilities. Our business revenue has improved as has our visibility and quality of products, together with better working conditions.”²⁵

Sophie Gouba, Founder of Yehush, Burkina Faso

© EIF/Olivier Girard

Story

In Burkina Faso, founder of Yehush agri-food and beauty business, Sophie Gouba, saw record growth in 2021, allowing her to employ five times more staff and work with around 100 women to make shea soap. Production capacity increased, with turnover capacity reaching FCFA 500,000 a week rather than a month.

While global demand for shea has grown, small processors along the value chain – mostly rural women in Burkina Faso – were not previously equipped with the techniques or set-ups to capitalize on overseas markets. Now the Government, together with EIF and Luxembourg funding, has rolled out

support for SMEs and processors to upgrade equipment and update product labelling and packaging, while also training actors sector-wide.

In addition, a new National Strategy for the Development of the Shea Sector (2022-2026) was developed, and an e-commerce platform and a trade portal dedicated to shea products have been set up. The second edition of the International Shea Exhibition was also held in 2021. As a result, high-value shea exports to Denmark, France, Germany, Morocco, the Netherlands, Niger and the US are thriving.



Women processors generate higher prices in shea butter in South Sudan and Uganda

Snapshot

Women shea nut processors in Arua, northern Uganda, increased their seasonal income in 2021 by more than 50%, thanks to new technology available to extract oil from shea nuts. Under the EIF-backed initiative, 4,022 women as well as men producers in South Sudan and Uganda now have the improved skills in forming cooperatives, with close to half that number trained on the collection, harvest and post-harvest handling of shea as a business. The operators, in their majority women, now have the skills to meet industry best practices and the support to trade in shea nuts, with a knock-on effect on increasing household incomes. In addition, resources are being pooled in the communities to support short-term finance needs from buying children's educational materials to paying school or medical fees. During 2021, the project component in South Sudan leveraged USD 5 million in additional support through the EAWIBP project.



Partners in action:

Led by the EAWIBP, in collaboration with the Uganda Women Entrepreneurs Association Ltd. (UWEAL) and South Sudan Women Entrepreneurs Association (SSWEA), as well as the Governments of South Sudan and Uganda



EIF funding:

USD 450,115 (out of a budget of USD 550,593)



➤ [Find out more here](#)



Women producers in Ethiopia and Timor-Leste access Fairtrade markets



Partners in action:

Led by Fairtrade Australia and New Zealand (Fairtrade ANZ) in partnership with the Governments of Ethiopia and Timor-Leste



EIF funding:
USD 400,000

(out of a budget of USD 450,000) In-kind contribution from Fairtrade ANZ



Snapshot

Women working in the cut flower sector in Ethiopia were able to generate additional income in 2021 from the 22,000 stems that were sold to a new market in Australia. This is thanks to producers receiving training on the process of devitalization, which treats the flowers prior to export, and which was delivered by Fairtrade ANZ – with EIF funding. To support future market linkages, a study is under development that will track the carbon footprint of exporting flowers from Ethiopia to Australia. In Timor-Leste, producers in the coffee value chain, most of them women, were able to export 10 containers totalling USD 525,436 destined for the USA, Canada and Japan, with all the exported coffee certified as fairtrade and organic. Importers in Australia and New Zealand are also currently considering samples from the end of the coffee harvest in Timor-Leste. As part of the wider project goal to promote gender equality in the target countries, a Women’s School of Leadership is due to open in 2022.



» [Find out more here](#)

“Fairtrade’s partnership with the EIF is building a fairer future for women producers in Ethiopia and Timor-Leste. Empowering communities through training and tailored support has helped to realize the export potential in both flowers and coffee. Thanks to the extra income producers are now receiving through Fairtrade market access, we are seeing a transformative impact on local livelihoods.”

*Molly Harriss Olson,
CEO Fairtrade ANZ, Australia*



Women businesses in Rwanda secure new deals and sales

In brief



11 businesses secured one-year deals with supermarkets/coffee shops



101 women-owned businesses now active part of SheTrades network



10+ businesses benefitted from e-commerce and marketing training



8 businesses received new direct orders via improved social media



3 businesses received grants from Access Bank Rwanda



Partners in action:
Led by the MINICOM in collaboration with ITC for the SheTrades component Hub hosted by the Women Chamber of Commerce

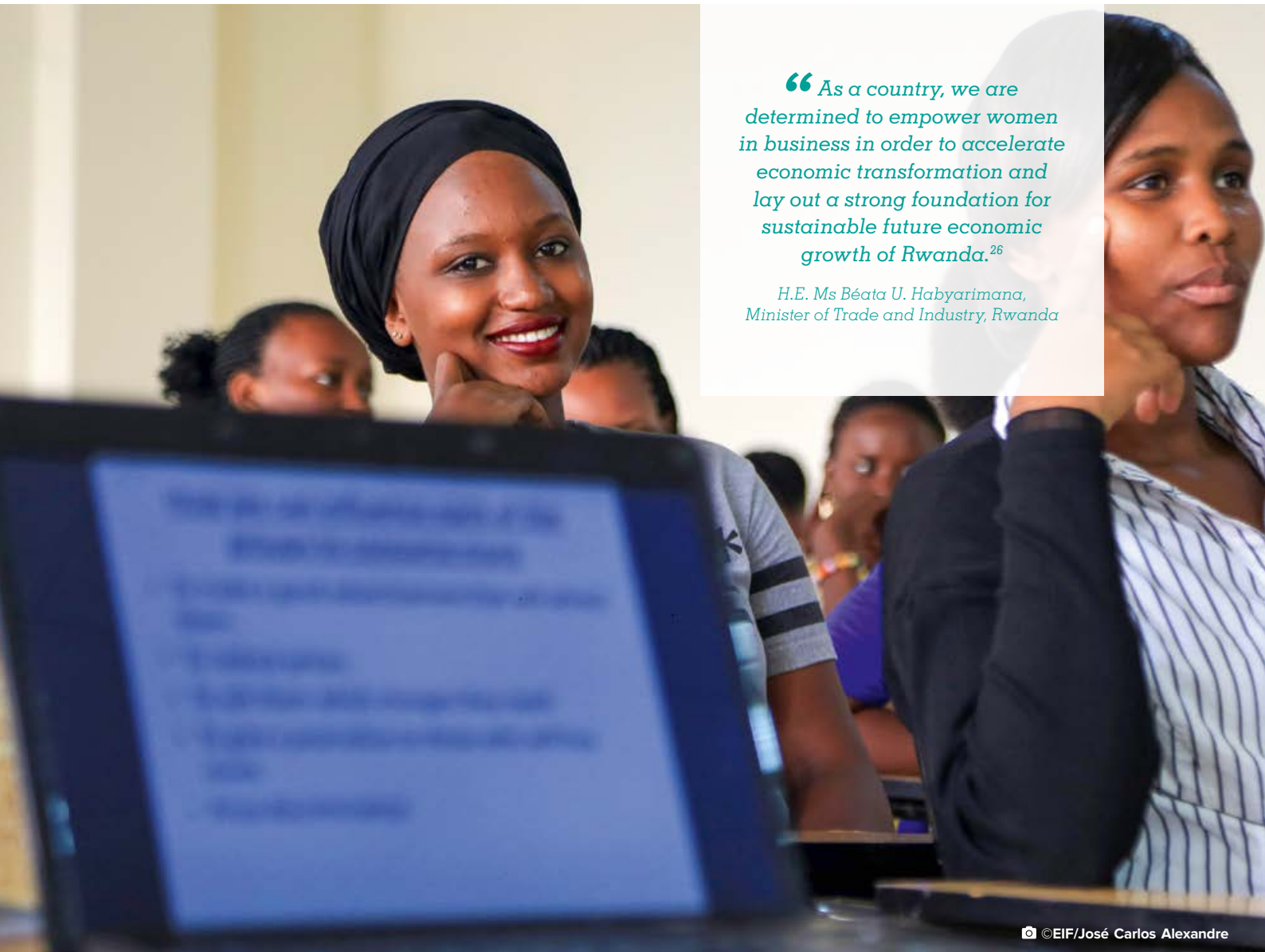


EIF funding:
USD 1.48 million
(out of a budget of USD 1.8 million)



» [Find out more here](#)





“As a country, we are determined to empower women in business in order to accelerate economic transformation and lay out a strong foundation for sustainable future economic growth of Rwanda.”²⁶

*H.E. Ms Béata U. Habyarimana,
Minister of Trade and Industry, Rwanda*

© EIF/José Carlos Alexandre

Story

Getting carrot squash or mixed-fruit jam out to health-conscious consumers in Rwanda is a passion for Rachel Uwayo, founder of Nezerwa Plus, with 12 years in the business. In 2021, her sales price shot up 30% in local stores, meaning a boost for profit margins. Her sights are now set on overseas markets.

Accessing finance and developing digital and product packaging acumen, at the same time as identifying buyers and export opportunities, have been big barriers to staying competitive for women entrepreneurs in the country. Thanks to the newly

launched ITC SheTrades Hub, as one component of an EIF project in Rwanda, women-owned businesses – including Rachel’s – are tapping into the skills, know how and investor networks to aim even higher.

The goal is to go global, including for the 30 companies that connected to future buyers and clients at Rwanda’s International Trade Fair, and to build on the dialogue set up by the International Women’s Coffee Alliance, as insights were traded with networks in Burundi, Colombia, India, Uganda and the USA.



Championing young people's livelihoods

As highlighted by the UN-OHRLLS 2021 report, to build back better from the COVID-19 pandemic and boost resilience from future shocks, education and training for the LDCs' young population is vital to make sure that they benefit from the modern digital economy and technologies and are equipped to drive future growth. The EIF continued its work in 2021 to create a responsive trade ecosystem by helping more young people in the LDCs gain the know-how, tools and resources they need to thrive and to help boost inclusive, economic recovery. By the end of 2021, EIF projects had improved the skills and capacity of over 37,000 young people.



Snapshot



5,000+ more young people supported in 2021



11 new projects approved include a specific support for youth

EIF projects in 2021 invested in getting young people to secure their labour prospects with jobs created in eco-tourism in Comoros and in beekeeping in Ethiopia, while also training them on how to protect the natural environment and sustain livelihoods for the future. Young agricultural producers received new technologies to drive up incomes in CAR, while young women were trained on e-marketplace skills to enter into Burundi's digital economy. In 2021, 11 EIF projects were approved to promote a youth-centered perspective on trade across the LDCs. Overall, EIF initiatives during the year supported SDG 10 on reduced inequalities.

“For LDCs to promote a job-rich recovery... this will require addressing key challenges, including increasing the proportion of quality, formal jobs; supporting vulnerable and hard-hit groups (such as women, youth and informal workers) and generating fairer labour market outcomes.”²⁷

State of the Least Developed Countries 2021, UN-OHRLLS





Young beekeepers boost production and livelihoods in Ethiopia

In brief



440,000 bee forage seedlings planted around apiaries by enterprises



Training to 327 members of enterprises and 213 individual beekeepers



Honey and beeswax production increased by **77.8%** and **71.7%** in a year, respectively



USD 199,744 worth of additional income generated in related activities



EIF support helped design the **More Young Entrepreneurs** in Silk and Honey programme to scale up the current project, which has received **USD 55.6** million from the Mastercard Foundation



Partners in action:

Led by the International Centre of Insect Physiology and Ecology (ICIPE), in collaboration with the Ministry of Trade and actors along the apiculture sector



EIF funding:
USD 1.49 million (out of a budget of USD 2.64 million)



➤ [Find out more here](#)





“Honey has so much potential and ability to support jobless youth. The majority of youth beekeeping enterprises have started harvesting honey and beeswax and we are preparing a regional honey festival in line with ApiExpo-Africa to introduce the products to consumers and processors in order to open up market linkages.”²⁸

*Abebe Jenberie Wubie, ICIPE,
Ethiopia*

©EIF/Fernando Castro

Story

Beekeeping is in the midst of a revival in Ambki village, in the Guangua district of Ethiopia’s Amhara region. Here the young people’s enterprise increased its honeybee numbers 12 fold in the last 12 months. Now able to harvest up to three times a year, it is a model site of beekeeping best practice.

Protection of the environment through reforestation goes hand in hand with promoting beekeeping production, but without targeted technical support, many youth enterprises had lost their momentum.

The peer-to-peer training and business skills sessions – run under the EIF-funded ICIPE initiative for young beekeepers – in villages across the Amhara saw incomes rise alongside hive productivity.

The area’s young enterprises are sustaining their prospects thanks to well-publicized mastering of honey handling, processing, labelling and marketing, while having added value to hive products. From taking part in a regional honey festival to connecting to traders and exporters, prospects are bright.



Creation of jobs in eco-tourism for Comoros' young population

In brief



Creation of **65 jobs for young people** (out of 85 jobs) linked to sustainable tourism



EUR 6 million leveraged from the EU to support trade initiatives



85 people trained on medicinal herbs and on protection/cleaning of protected areas



The sustainable tourism week drew **1,000+ visitors** (including exhibitors)



Partners in action:

Led by the Ministry of Economy, Investment, Industry and Energy, in collaboration with the private sector



EIF funding:

USD 1.5 million (out of a budget of USD 1.87 million)



» [Find out more here](#)





“ A marketing plan for the tourism industry was published a few months ago for the government to drive tourism. The marketing will focus on the beach sites, which will push us to clean them up... We consider that we are in a phase of preparation for the recovery of tourism.”²⁹

*Azali Azali Said Ahmed,
Ecotourism House Ngazidja, Comoros*

©NIU Comoros

Story

With the relaunch of national tourism in Comoros in 2021 against the backdrop of the COVID 19 pandemic, 65 young people from island communities found new ways to earn a living. They are now equipped to protect beach sites and market and sell plants, forest fruits and honey to tourists and shops.

Previously, without a plan to develop new eco-tourism and income-generating activities on the island, prospects for young people and women in the villages were limited. Thanks to training and support from the Government on how to conserve local beaches, backed by the EIF, interest in tourism is rising, supported by the

supply of beach kits to 23 communities, plus two boats and ecolodges now being built.

The goal is to diversify, add value to, and market, the sustainable tourism industry. There will be more income opportunities for young women to process vanilla, clove and ylang ylang flowers – products supported through an earlier EIF project – under the ‘Made in Comoros’ brand. Revitalizing sector competitiveness will help Comoros attract global visitors.



Young women get the tech skills to be part of Burundi's digital economy



Partners in action:

Led by ITU (also operating in Ethiopia and Haiti) in collaboration with the NIUs



EIF funding:

USD 798,104 (out of a budget of USD 1.22 million)



Snapshot

Young women entrepreneurs and women farmers in Burundi expanded their knowledge and use of technology to build online marketplaces to sell fruits, fabric, clothing or household equipment and connect to buyers in 2021. A series of workshops covered tech-related platforms and digital skills for 100 young women entrepreneurs working mostly in the agriculture sector and were run in partnership between ITU, the EIF, the GSM Association, the Women's WorldWide Web, Verizon, the Ministry of ICTs and the Ministry of Commerce of Burundi.

Trainees went on to share these insights with 420 young women at a school in Bujumbura. In addition, a gender assessment is helping to shape national policy solutions to build the digital economy.



➤ [Find out more here](#)



“I learned very much about online commerce and how to create an e-market place account. I am very motivated to sell my goods around the world. I have a dream to travel to export my products outside Burundi.”³⁰

*Emilienne Ndayizeye,
young woman entrepreneur, Burundi*



Young agricultural producers secure livelihoods and prospects in CAR



Partners in action:
Led by the Ministry of Trade and Industry, in collaboration with actors along value chains



EIF funding:
USD 1.5 million (out of a budget of USD 2.2 million)



Snapshot

Young people involved in agricultural cooperatives in CAR have seen their incomes rise in 2021, with maize producers in Mboko-Landja doubling their production to 10,345 MT compared to 2020. In three priority sectors – sesame, maize and palm oil – 1,398 young people (out of 3,800 people overall) benefitted from more secure employment and improved livelihoods thanks to Government and EIF backing. In the sesame sector, producers received packaging, storage and conservation infrastructure and equipment, while the Association of Young Palm Oil Producers of Louba received support to upgrade a palm oil processing unit.

Boosting young people’s economic and social prospects is reinforcing recovery and stability.

This builds on prior EIF support in the development of CAR’s post-conflict trade strategy.



➤ [Find out more here](#)



“The EIF support helped to increase the planted area, doubling maize production and trading income in 2021, helping the cooperative’s 253 members – 131 of them young people – to meet health, school, housing and other needs.”³¹

Samedi Letromo, President of the Mboko-Landja Cooperative





4 Lessons for now and the future



EIF external evaluation

An independent and external evaluation of the EIF, carried out by Saana Consulting in 2021, assessed the results of the EIF across Phases One and Two, to capture lessons learned for the future of mobilizing trade-related technical assistance for the LDCs. Over a period of nine months, the evaluation covered 25 country case studies (half of the EIF portfolio), with in-depth reviews of 12 countries. Data collection included three e-surveys to EIF constituencies, with over 200 interviews. The evaluation was conducted in through a participatory process and overseen by a dedicated evaluation sub-committee of the EIF Board. In addition to highlighting the key strengths of the EIF programme, the evaluation identified areas of learning alongside strategic and short-term recommendations.



Highlights



The **EIF remains uniquely placed** as a platform and partnership with a singular **focus on supporting the LDCs** and with a mandate to promote collaboration and the coordination of trade-related support



Alignment with national priorities and needs was a major achievement and unique value proposition of the EIF



The **EIF has successfully** shifted ownership of programme delivery to LDC governments, including through co-funding of projects



The EIF made steady progress in improving the **trade environment** in most of the supported countries



The overall efficiency of the programme has improved, but more needs to be done to further strengthen the partnership principle, efficiency and Value for Money processes at the national level





Achievements

100%

of **LDCs** demonstrated that the EIF was aligned with their national priorities and needs



The **expected sustainability** of EIF results is reasonable, apart for very low-capacity environments and countries in conflict

80%

of **EIF Countries** established coordination mechanisms to engage trade stakeholders, including MSMEs



The **doubling of EIF aid** was linked to a **20%** increase in total exports, compared to 4.7% from wider Aid for Trade

80%

of **NIUs** integrated into government structures

25%

of **trade policy reforms** could be traced directly to the EIF partnership's influence



Areas for improvement



More

TAILORED APPROACHES

are needed for fragile and conflict-affected LDCs, as well as for already or soon-to-be graduating countries from the LDC status



More

SYSTEMATIC ENGAGEMENT

with the private sector and civil society; and on climate change, gender mainstreaming and inclusion of the most vulnerable groups



Opportunities through REGIONAL PROGRAMMING

not yet fully exploited



Need to constantly ADAPT

to be better aligned with the EIF's recognized niche in the trade-mainstreaming and brokering functions



These **areas for improvement** culminate in three short-term and four strategic recommendations



COVID-19 priority lessons from 2021

Overview

In 2021, the LDCs continued to display adaptation and innovation to combat the effects of the COVID-19 pandemic. This included rapid COVID-19 testing facilities in Senegal and revamped manufacturing production capacity in Bangladesh. Across many EIF projects, initiatives were put in place to respond effectively to the ongoing crisis, from COVID-19 impact assessments and recovery strategies to adjusted work plans, virtual monitoring missions and No-cost Extensions of projects.

COVID-19 impacts: Some EIF Country experiences in 2021




Rwanda – Operationalization of cross-border markets affected by the outbreak of COVID-19 and trade performance with neighbouring countries has decreased as a result of no or low traffic movement at the border entries due to the border closure.





Vanuatu – Volumes of e-commerce products – small packets of merchandise from MSMEs shipped to customers – offered by the Vanuatu Post Limited decreased due to the disruption of air transport routes in the region with the COVID-19 pandemic.





COVID-19 project adaptations in 2021

 **Extending support** – Cost savings from unutilized budgets such as travel were repurposed to address emerging project-related issues. This included extending support to MSMEs; COVID-19 impact assessments and recovery; and a focus on e-commerce and investments.

 **Move to e-commerce** – Opportunities around e-commerce and the need for product diversification rose to the surface. EIF projects have increased their focus on building e-commerce opportunities and on training people to benefit from selling their products online.

 **Expanded project reach** – Moving to online or hybrid training helped to expand project reach. For example, the EIF-backed UN-ESCAP project trained 345 LDC women entrepreneurs in 2021, substantially higher than the anticipated milestone for the year.

 **New ways of working** – Countries moved to a new way of working to adapt to lockdown restrictions and implement projects. In Zambia, the EIF project team used online meeting platforms and prepared concept notes to move ahead as soon as restrictions were eased.

 **Flexible Monitoring and Evaluation (M&E) systems** – While physical monitoring and support missions are set to resume in 2022, virtual monitoring missions have maintained formal reviews and opened up opportunities or enhanced support systems.







5 Programme highlights



Governance

At the global level, the EIF is overseen by a board with representatives of each formal constituency as well as a steering committee comprising all EIF stakeholders. The programme is serviced by an executive secretariat, housed at the WTO, with trust fund management through United Nations Office for Project Services (UNOPS).

In 2021, two EIF Board meetings were held on 17 June and 12 November and two EIF Steering Committee meetings on 22 June and 8 December, the latter attended by 202 members. On the agenda for the EIF governance body representatives were programme and financial updates; the EIF external evaluation; the closure process for Phase Two of the EIF; a look at strengthening the M&E system; a two-year review of the Empower Women, Power Trade initiative; and a funding announcement from Norway. The WTO Director-General also addressed the EIF Steering Committee in June and the EIF Board in November. Decisions from the EIF Board and the EIF Steering Committee included the adoption of the EIF's Phase Two Interim Closure Plan; an increased ambition for EIF results in the programme logframe; an agreed-upon process to respond to the evaluation recommendations; and a deadline for the approval of new EIF projects set at 31 December 2021. There was a focus on risk reduction through uncommitting funds in Afghanistan and Myanmar for closing ongoing activities and activities not yet started.



“EIF's work with LDCs to reduce poverty and spur sustainable trade is essential. I know this has contributed to the resilience of countries during this last, difficult year. And I know that EIF's strong partnerships with countries, and especially the core role of Ministries of Trade, can make a huge difference into the future.

*Ngozi Okonjo-Iweala, Director-General WTO,
EIF Steering Committee, 22 June 2021*

EIF Board in 2021:

Chair: H.E. Mr Léopold Ismael Samba (CAR)
Vice-Chair: Mr Martin Zbinden (Switzerland)
Outgoing Chair: H.E. Mr Mani Prasad Bhattarai (Nepal)
Outgoing Vice-Chair: Mr Edouard Jay (Switzerland)

New EIF Board Members:

Mr Hiba Ahmed Hiba (Djibouti)
Ms Dorothee Ulrike Schwill (Germany)
Ms Benedicte Fleischer (Norway)

New EIF Donor Group Coordinator:

Ms Kathleen Divers (UK)

Governance body details:

<https://enhancedif.org/en/the-eif-global-governance>

EIF Steering Committee in 2021:

Chair: H.E. Mr Mikael Anzén (Sweden)

ES Team details: <https://enhancedif.org/en/team>

TFM Team details: <https://www.unops.org/expertise/financial-management>

NSCs and NIUs in 2021



NSCs met on average twice a year, and 90% of those included women representation



69 projects implemented through **NIUs** in 2021



A dedicated governance system is in place in each EIF country, with overview by an EIF National Steering Committee (NSC), a senior Focal Point for the EIF supported by an NIU and linking to a donor representative EIF Donor Facilitator (DF).

“The NIU in Lao PDR has enabled increased efficiencies in the implementation of development projects. Rather than having multiple project implementation teams with duplicate project staff, the central NIU services provide high-quality fiduciary, monitoring and communications support across different donor projects.**”**

Lattanaphone Vongsouthi, Director of the NIU, Lao PDR and EIF Secondee 2021

DFs in 2021



37 DFs are currently active in EIF Countries



119 meetings held with donor representatives during the year



Most active donor partners are the EU (15 DFs); UNDP (6 DFs); the UK (3 DFs) and the WB (3 DFs)

“When Sudan decided to re-launch the WTO accession process in January 2020, the EIF framework really allowed me to be receptive to the next steps that needed to be achieved. My donor facilitator role has been crucial in both ensuring the effective use of collective investment and leveraging and scaling up on the support provided by the EIF.**”**

Lea Polony, EU, EIF Steering Committee, June 2021

“It was excellent to hear the experiences, challenges and results from direct beneficiaries. This can really help inform Steering Committee members to make more informed decisions.**”**

EIF Steering Committee survey feedback, June 2021

“The EIF is a partnership, therefore engaging with partners at all levels is absolutely vital to its success. This was particularly evident through the collaborative nature of the independent EIF evaluation undertaken in 2021, where all partners worked together throughout the process to ensure a comprehensive report reflective of the entire partnership.**”**

Kathleen Divers, Trade for Development, UK



Monitoring, evaluation and learning (MEL)

In brief



EIF programme evaluation and **20 project evaluations completed**, contributing to increased learning and accountability



160 participants at MEL training clinics, resulting in increased quality of project narrative reports and 2 MEL Officers seconded to the ES



Improved risk management systems with a new Risk and Issues Management Task Force (RIMTF)



50% of indicators in the EIF programme logframe revised upwards within the same funding envelope



Virtual training – Five virtual clinics on preparing EIF reports were completed, reaching 169 participants in 2021. The workshops and sessions increased the quality and timeliness of reports, and 100% of participants reported increased understanding. Two virtual regional clinics dedicated to Asian and Pacific countries, and also including fiduciary elements, were organized in 2021 to share regional experiences. Fourteen coaching sessions with project teams in-country supported the use of MEL systems.



e-learning course – In 2021, 44 people (10 in the LDCs) completed the EIF e-learning course (Introduction to evaluations – Part 1) hosted on the WTO platform. Two further e-learning courses (Part 2 of Evaluation Management and Risk management) are under development. Three EIF Countries with high needs were paired with coaches to help develop robust MEL systems.



EIF Secondment programme – Over the year, two NIU members from Lao PDR and Niger took part in the EIF Secondment programme, which covers practical application and engagement with the EIF's MEL systems. It also included specific accredited MEL training courses as well as dedicated training and coaching with EIF partner ITC. Previous secondees from Senegal and Tanzania also connected to support other project teams in the region in 2021.



Learning and evaluations – Seventeen evaluations were completed in 2021, and following updated guidelines for project evaluations, there has been an increased focus on providing technical assistance in the development of terms of reference and reviewing the quality of draft reports. In addition, the EIF's first Annual Evaluation Review was completed over the year, which consolidates lessons learned and assesses the implementation of recommendations from project evaluations carried out in 2019 and 2020. Three sustainability and impact reviews were launched in Cambodia, Senegal and Tanzania in 2021. These innovative assessments follow up on past interventions to assess impact and sustainability. Two of these were carried out together with ITC's Evaluation Unit and with technical support from the ES Secondees in 2020 from Senegal and Tanzania.



Risk management – A RIMTF was set up in 2021 with representation from the ES and the TFM to provide more dynamic risk assessment and management for the programme. Eight meetings of the RIMTF took place in 2021 to monitor ongoing programme risks and issues and improve risk management systems. The RIMTF, with EIF partners of the M&E Working Group, prepared an EIF policy on risk management. The programme risk matrix was significantly refreshed in 2021, in particular by mainstreaming COVID-19 risks into the overall risk framework. A new risk category for safeguarding across the programme was also included.

Major risks that materialized in 2021 centered around conflicts and COVID-19-related challenges to ongoing EIF operations. Risks to ongoing operations were escalated to the EIF Board in two instances, which resulted in scaling back EIF resources in the affected countries. To mitigate the risks to monitoring and data collection due to COVID-19 restrictions, 33 virtual missions were carried out as well as 5 training instances to improve narrative reporting. During 2021,

risks related to the efficiency of project delivery were closely monitored. Mitigation measures put in place included scaling back project deliverables in line with the time remaining for EIF Phase Two.



Monitoring and systems – In 2021, 59% of the EIF logframe indicators' milestones were increased in ambition over previously set targets. There was improved learning- and experience-sharing through the setup of an EIF network of country MEL practitioners. The first stage was set up through two WhatsApp groups for Francophone and Anglophone MEL officers. In addition to regular engagement, 33 formal virtual missions for EIF projects were carried out in 2021 by the ES Coordinators, the TFM Regional Portfolio Managers and members of the ES's MEL and Communications teams. Throughout 2021, over 150 project narrative reports were reviewed and data captured. MEL-related content, including on the EIF programme evaluation, was uploaded to the MEL Resources area of the EIF Management Information System.

The EIF's Value for Money (VfM) action matrix is monitored and reported on to the EIF Board, and amongst others, looked at areas in 2021 such as:



Economy – all new approved projects have continued to apply the EIF Guidelines on Mitigating Conflicts of Interest and on the Selection of Main Implementing Entities (MIEs) and Sub-implementing Entities to ensure the open and transparent selection of services providers for the best VfM. The overhead rate of the ES and the TFM vis-à-vis the overall funding portfolio is approximately 11.11%, which remains below 13% of the overall committed contributions to EIF Phases One and Two.



Efficiency – Thirty-three virtual monitoring missions were undertaken in 2021 to support project implementation. At the country level, most projects have adjusted the work plans and adapted to new ways of working to mitigate the impacts of COVID-19 in view of delivering the key project results within the approved timeframes. The average time between project conception and the final submission of project proposals has been significantly reduced, from 18 months in 2017 to less than 4 months in this reporting period. Other efficiency measures, such as reducing the time to sign the MOUs and streamlining project costs, are on track.



Effectiveness – All ongoing projects continue to leverage resources to scale up the results achieved. Countries and MIEs allocate at least 20% co-funding resources to support implementation. The capacity of the MIEs in project monitoring, reporting and communication of results has been improved, resulting in more than 70% of project semi-annual technical reports being submitted on time, as compared to 20% in 2017. About 76% of the NIU functions have been integrated into the main government structures.



Equity – To ensure inclusive trade and that no-one is being left behind, the ES and the EIF Countries continue efforts to integrate women, youth, MSMEs and the LDCs into the EIF programme. Almost 95% of project reports include gender disaggregated data. Somalia joined the EIF programme with a new project supporting the WTO accession and trade integration processes.

Communications

In brief



30 officials and journalists from the LDCs trained on media engagement on trade issues



70+ stories and op-eds published and 29 news releases to an audience of 26 million people



116,500+ new users of the EIF website and 750+ new social media followers



Four-part Trade Funding Insights Series published and read 800+ times



Publications – A four-part [Trade Funding Insights Series](#) was published in 2021, proposing concrete steps that LDC ministries of trade, government donors, investment promotion agencies and the private sector can take to harness opportunities offered by impact investment, blended finance and foreign direct investment: Read 800+ times.

[Three policy briefs](#) were released in 2021 on the topics of mainstreaming trade, sustainable tourism and textiles, which are of special relevance for the LDCs working to boost their presence in global trade: Read 750+ times.

In October 2021, the ES launched a new flyer about the [Empower Women, Power Trade](#) initiative, showcasing results achieved since 2019. The document, which captures the success stories of the six projects involved, showcases how the EIF continues to champion women's economic empowerment through trade: Downloaded 500 times.

A new resource-leveraging series was shared on [Trade for Development News](#) to highlight the value that leveraging resources from development partners and the private sector can have on maximizing the impact of capacity-building projects. The articles cover strategic funding across three EIF projects: small businesses in Tanzania; the SheTrades initiative in Eastern and Central Africa; and building capacity of the shea sector in West Africa. Read 800 times.



» [Find out more here](#)





Events – Throughout 2021, the EIF organized and supported outreach for 28 digital events. These helped ensure that LDC issues and LDC voices were heard and present in global fora. This included the ‘Creating space for women in trade during COVID-19’ event with UNCTAD, ITU and ITC; sessions during the [WTO’s Aid for Trade Stocktaking Event](#) in March 2021; and events organized in the lead up to the Fifth United Nations Conference on LDCs. The EIF also co-hosted an interactive session at the 2021 WTO Public Forum on the theme of “MSME resilience in the face of crises” with ITC and Finland.



Media – In 2021, nine opinion pieces were placed in global knowledge and media outlets from the World Economic Forum to Devex, helping to reach more than 26 million readers worldwide, which marked a 30% increase in readers from 2020.

In June 2021, the EIF hosted a media engagement training in collaboration with the Thompson Reuters Foundation. The sessions were attended by 30 participants, including 15 journalists from the LDCs from Bhutan, Ethiopia, Kiribati, Lesotho and 7 other countries. The training helped equip communications and press officers in LDC ministries of trade to communicate better with journalists on trade issues. As a result of the sessions, there were 40% more articles written on trade in countries who participated in the training in 2021 as compared to the previous year.



Campaigns – In May and June 2021, the EIF carried out the second edition of our #PowerUpTrade campaign, sharing stories of 13 small-business owners in eight countries and how they adapted business to the realities of the pandemic.

In September 2021, the EIF launched the three-month campaign #AfriCommerce to promote the presence of the EIF in Francophone Africa and showcase sectors in which the EIF is investing or where there is promise. The campaign saw 1 million impressions and 19,000 clicks on its posts. Content shared over the campaign included a flyer, three animations, four stories on Trade for Development News and social media cards. A new web page was created to host this content at <https://enhancedif.org/en/afrique-francophone>.

In November and December 2021, the #Trade4LDC campaign took place to profile the voices of the LDCs on why trade matters to them. In total, the campaign featured 15 videos of EIF beneficiaries, staff and partners. They saw 20,000 impressions and 2,100 engagements.



» [Find out more here](#)



» [Find out more here](#)

WHAT'S TRADING IN French-speaking Africa?

From EIF and partners, where trade support to least developed countries is going – and where it's needed

Francophone least developed countries (LDCs)
#AfriCommerce

- HIGH-VALUE AGRICULTURE**
Local communities throughout the African continent are cultivating diverse agricultural items with a lot of trade potential – beyond the usual major commodities. Ylang-ylang, shea, pineapple, honey and sesame, for example, when processed, packaged and exported, help small farmers earn more income and cater to increasing global demand. But, more support is needed.
- TOURISM**
COVID-19 is exposing the vulnerabilities inherent in reliance on tourism dollars, and LDCs saw their tourist arrivals plunge by 67% in 2020. Yet, the crisis is opening up possibilities for a new and improved tourism trade that better nurtures local livelihoods and the environment. Many LDCs have a competitive advantage with community and nature-based tourism, but struggle with the infrastructure, marketing and other needs that are required to make the sector shine.
- TEXTILES AND LEATHER**
Woven materials, barkcloth, printed fabrics, hand-dyed designs, embroidery – experts in French-speaking African countries are creating a wealth of artisanal textiles and leather goods. These items generate good prices internationally, if small-scale crafters are able to get their goods to global markets, which can be difficult.
- OCEANS**
The sea has always been an essential part of trade, and the continent's swath of coastline supports many as a source of food and of livelihoods. Fisheries are a crucial source of export earnings for several LDCs, but current global fishing practices are unsustainable. And, the question of subsidies continues to be debated at the World Trade Organization.

Enhanced Integrated Framework @EIF4LDCs 15 nov. 2021
Trade matters for everyone.

While trade negotiations are conducted in Geneva 🇨🇭 they affect the lives of people everywhere from Cabo Verde, Zambia to remote Kiribati and other LDCs!

Starting today, 20 partners will tell us why trade is important to them!

#Trade4LDCs #MC12 @wto

11 20



EIF trust fund management



Fiduciary, legal and financial updates

EIF Donor commitments and contributions

From the 2015 Pledging Conference until 31 December 2021, Donors' commitments for EIF Phase Two amounted to USD 149.28 million, out of which USD 134.83 million has been received. This includes the balance of EIF Phase One and interest earned. Total funds received up to the end of 2021 represent 90.32% of the total committed amount.

Table 1 – Contributions received for EIF Phase Two (as of 31 December 2021, in USD)

	Total
EIF Donor contributions	120,027,520
EIF Phase One balance	12,078,830
Sub-total	132,106,351
Interest earned	2,727,311
Grand Total	134,833,661



Table 2 – EIF Donor contribution details for EIF Phase Two
(as of 31 December 2021, in USD)

Category	Donor	Commitments	Receipts
EIF Donor funding	Australia	3,965,522	3,965,522
	Denmark	12,009,574	12,009,574
	Estonia	101,537	101,537
	European Commission	11,550,748	11,550,748
	Finland	13,424,322	12,308,250
	France	4,018,307	4,018,307
	Germany	8,332,890	8,332,890
	Japan	197,321	197,321
	Korea, Republic of	1,000,000	1,000,000
	Luxembourg	5,106,785	5,106,785
	Netherlands	472,255	472,255
	Norway	22,403,480	20,670,565
	Saudi Arabia, Kingdom of	4,000,000	2,500,000
	Sweden	16,553,187	14,816,875
	Switzerland	2,000,000	2,000,000
United Kingdom	29,341,066	20,976,891	
Sub-total EIF Donor funding		134,476,993	120,027,520
Interest income	Interest income – Allocated by the United Nations Office for Project Services (UNOPS)	2,672,783	2,672,783
	Interest income – Refund by MIEs	54,528	54,528
Sub-total Interest income		2,727,311	2,727,311
EIF Phase One balance	EIF Phase One balance	12,078,830	12,078,830
Sub-total EIF Phase One balance		12,078,830	12,078,830
Grand total		149,283,134	134,833,661



Allocations for EIF Phase Two

As of 31 December 2021, allocations made for EIF Phase Two activities totalled USD 131.44 million. This includes USD 91.54 million for projects; USD 20.98 million for EIF Global Activities and ES technical support to the LDCs; USD 17.93 million for the ES administrative component and TFM support; and USD 0.98 million for the UNOPS Transaction fee of 0.75%.

The total allocation for LDC project implementation (government implementation) is USD 65.22 million (71.24% of total project allocations), while the Agency share of direct implementation is USD 18.71 million (20.44%). The balance of USD 7.16 million (8.32%) represents allocations implemented by various other entities, such as non-governmental organizations and international organizations.

Of the total USD 134.83 million received, an amount of USD 131.44 million (i.e., 97.48%) has already been allocated as per Table 3. The remaining balance of USD 3.39 million (2.52%) is available to cover future costs of EIF Global Activities and ES and TFM support, as approved by the EIF Board.

EIF Donor Contributions Received – as of 31 December 2021

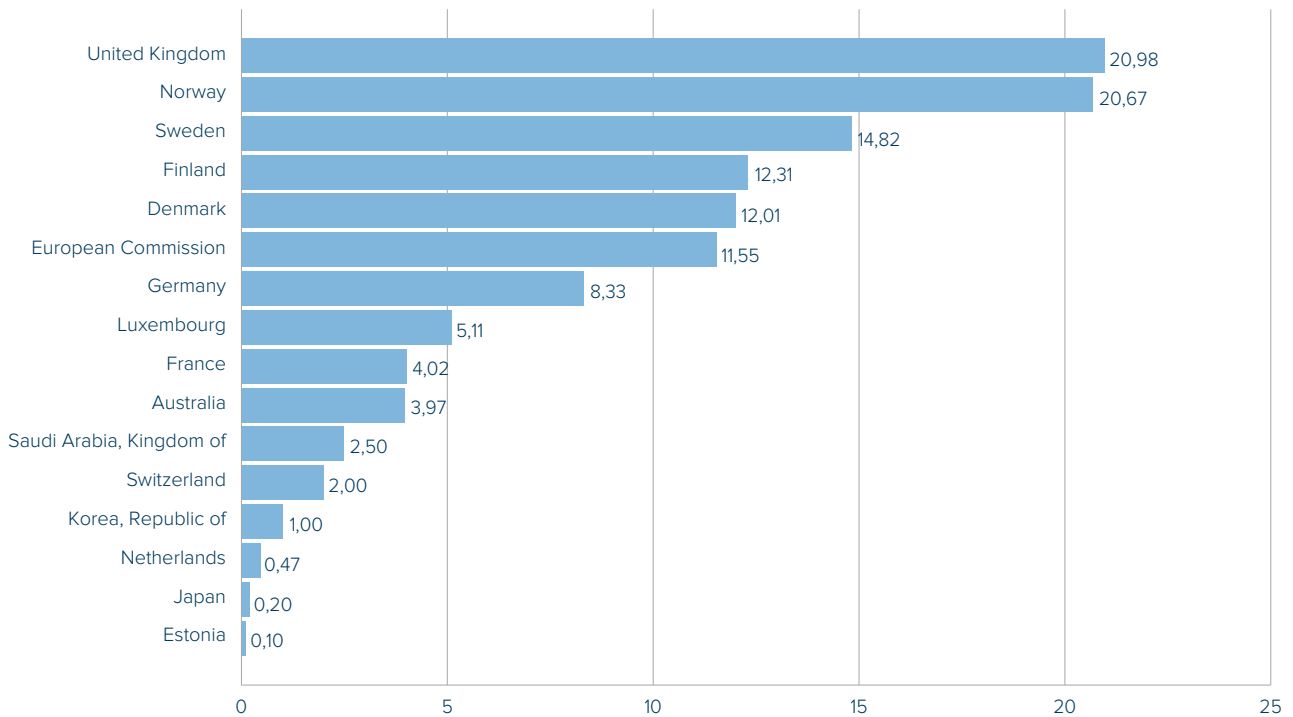


Table 3 – Allocations for EIF activities (in USD million)		
Report Category	Sub-type	EIF Phase Two
LDC implementation	Tier 1	21,445,748
	Tier 2	37,176,004
	Combined	6,595,336
Sub-total LDC implementation		65,217,088
Other implementation	Tier 2	1,625,557
	Regional	5,988,259
Sub-total Other implementation		7,613,816
Agency implementation	Tier 1	6,744,419
	Tier 2	4,814,739
	Regional	5,054,050
	Combined	2,100,000
Sub-total Agency implementation		18,713,208
EIF Global Activities and ES technical support		20,978,764
Sub-total EIF Global Activities		20,978,764
ES Administrative component		7,212,448
TFM		10,722,201
Sub-total ES Administrative component and TFM		17,934,649
Total		130,457,524
UNOPS Transaction fee (0.75%)		978,432
Grand Total		131,435,956

Projects approved in 2021

During 2021, 40 projects amounting to USD 8.56 million were approved, representing a 10% increase in the value of the EIF project allocations. The total number of projects approved reached 176. Of the USD 8.56 million, three projects were approvals of repackaged projects that had been approved in previous years.

Disbursements and delivery

During 2021, a total of USD 23.06 million was disbursed. The total disbursement of EIF Phase Two, up to 31 December 2021, was USD 96.22 million, which represents 73.20% of the total allocation of EIF Phase Two.

Table 4 – Disbursements for EIF Phase Two (in USD million)			
Annual Report Category	2016-20	2021	Grand Total
LDC implementation	36.97	11.09	48.06
Agency implementation	7.08	4.49	11.57
Other implementing entity	3.51	1.43	4.94
EIF Global Activities and ES technical support	14.04	2.87	16.91
ES Administrative component	4.77	1.08	5.85
TFM	6.23	1.93	8.16
Trust fund management transaction fee 0.75%	0.54	0.17	0.71
Grand total	73.14	23.06	96.20



Available funds

Following the EIF Board's decision in 2018 to transfer the balance of unspent resources, a total of USD 12.09 million was transferred to EIF Phase Two. With this balance, in addition to EIF Donors' contributions received and interest earned on the EIF Trust Fund of USD 2.73 million, the total amount made available for programming under EIF Phase Two was USD 134.83 million. Following allocations in 2021, the balance of USD 3.39 million is available to cover future costs of EIF Global Activities and ES and TFM support.

EIF portfolio as of 31 December 2021

In addition to the 40 projects approved in 2021, the total number of EIF Phase Two projects – under implementation and under operational/financial closure (excluding 24 closed projects) – stands at 150 projects with a total budget of USD 87 million.

Transparency and accountability

During 2021, the TFM completed the transfer of funds to the recipient MIEs, including national MIEs, organizations and agencies. The TFM managed risks during and after the funds transfer by operationalizing its risk management tools, reviewed MIEs' reports and developed new functionalities of the EIF Knowledge Hub for database management.

- TFM fiduciary safeguards

The TFM continued to actively manage EIF funds and provide fiduciary oversight, while ensuring safeguards and quality assurance through virtual means, despite the challenges caused by the COVID-19 crisis. Monitoring the use of EIF resources was shared with the ES as part of ES/TFM coordination; with EIF Donors in ad hoc reporting; and with the EIF Board.

The TFM's safeguard and oversight tools were implemented virtually in 2021, including the fiduciary capacity assessment of new MIEs and the review of new proposals by the TFM Project Review Committee for approval; start-up facilitation and supervision missions; the review of quarterly financial reports, and fiduciary issues related to human resources,

procurements, audits and reporting delays. The TFM undertook its virtual Fiduciary Maturity Assessments to check fiduciary capacity in government MIEs and provided targeted support.

- Project pre-approval and approval

In 2021, the ES and the TFM submitted 39 proposals to the EIF Board (or to its delegated authority) for approval. This was in addition to one project that was approved in 2021 and that was submitted for approval in December 2020. These proposals included: (i) 30 Tier 1 projects (including 3 repackaged projects); (ii) 3 Tier 2 projects; and (iii) 7 regional projects. Prior to their approval by the EIF Board, the ES and the TFM provided all the necessary support to the countries to prepare good quality proposals that met the EIF requirements. As a result, these last pipeline projects were appraised, quality-checked and approved in record time and within the timeframe set by the EIF Board for the cut-off date of pipeline project approval.

Capacity-building

In 2021, the TFM led the design, planning, coordination and delivery of regional training to cover fiduciary-related areas under TFM accountability, including substantial contributions to the trainings on project management, risk management and replicating best practices towards sustainability of impact from a fiduciary perspective. These regional trainings reached 44 participants across 11 countries and benefited from excellent coordination, participation and interactive exercises

Accountability performance

In 2021, the TFM addressed accountability requirements of EIF principles (country ownership, partnership, demand-driven and participatory approaches) and international financial and fiduciary principles (accountability, transparency, efficiency and effectiveness).

- TFM reporting mechanism

In 2021, the TFM provided the following reports: Capacity assessment reports and TFM Project Review Committee minutes for project proposals; quarterly financial reports and one annual certified financial statement; progress reports for 2021 submitted jointly with the ES; ad hoc reports on the financial situation of the EIF; funding forecasts; utilization of EIF Donor contributions; technical data on performance indicators; EIF pipeline projections; input for the Development Assistance Committee of the Organisation for Economic Cooperation and Development; and Fiduciary Maturity Assessments of MIEs.

- National MIE reporting status

In 2021, the quality of the financial reports continued to improve as a result of technical assistance provided by the TFM, the regional workshops and on-the-job capacity strengthening by the TFM. Furthermore, the TFM improved its monitoring of the EIF Board guidelines on reporting delays, with the last report presented to the EIF Board's virtual meeting in November 2021.

- Agency and other MIE reporting

Thanks to reminders and regular portfolio reviews instituted by the ES and the TFM, the Agencies have improved on their submissions during 2021, particularly regarding refunds to the EIF Trust Fund when required of unspent money of completed projects.

- Auditing practices

Since the inception of EIF Phase Two, 120 audits have been completed, including 42 in 2021, and 28 reports are under preparation as of 31 December 2021. The TFM, with the ES, is implementing the EIF Board escalation criteria for audit findings.

- Database and information system

The EIF Knowledge Hub continued to serve as the underpinning source of information for the EIF in 2021. The Hub fed information on fiduciary aspects to the EIF Management Information System and the EIF website. As a living tool, the Hub was continuously improved and adapted to EIF needs and, during 2021, additional features, such as risk management, project review, project closure and a dedicated library to capture and document records were added to respond to the evolving needs of the programme.

Risk management

In addition to contributions to the broader risk management processes outlined [here](#), the TFM worked closely with the MIEs to establish processes to improve the overall fiduciary control environment when managing EIF funds. This enabled effective risk monitoring and mitigation and a detailed reporting on programme risks.

Value for Money

The EIF VfM principles and related indicators continued to be mainstreamed and applied over the projects' lifespans in 2021. The TFM continued to monitor the indicators of a fiduciary nature, including the use of resources to achieve the intended outcomes.





6 Annexes

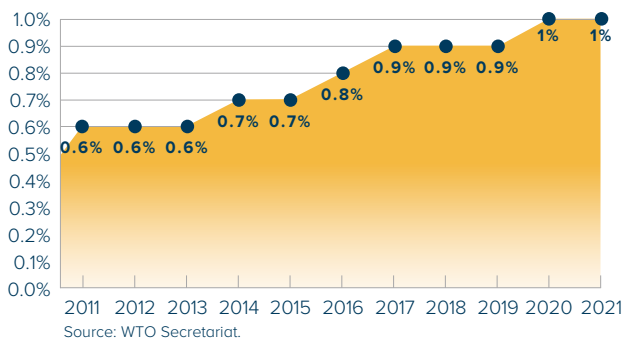


Results by indicator

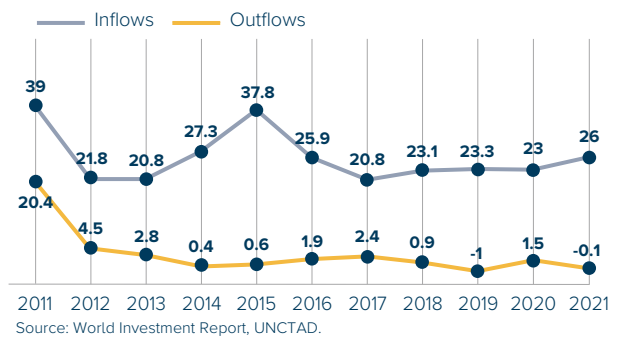


Impact-Level Indicators

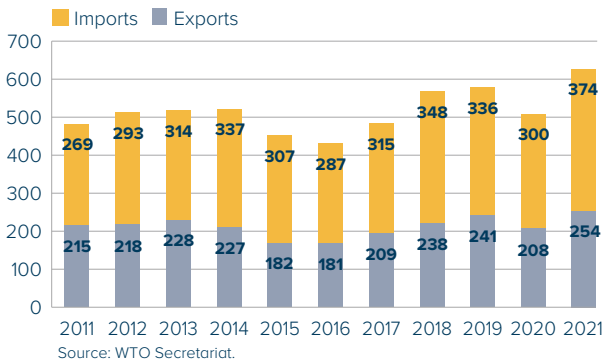
A – LDC share of non-oil exports (%)



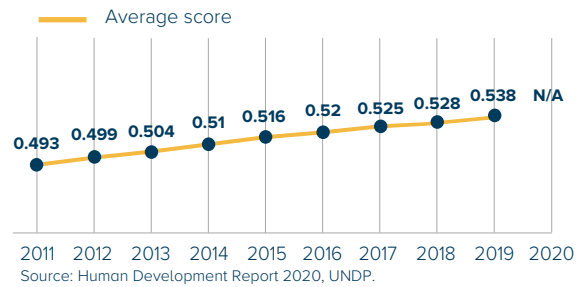
D – Foreign Direct Investment (FDI) in the LDCs (USD billion)



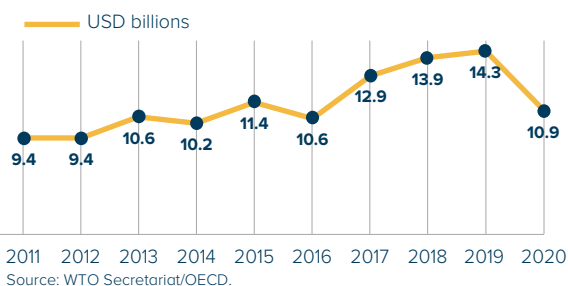
B – Value of trade from the LDCs (USD billion)



E – Human Development Index (HDI) in the LDCs

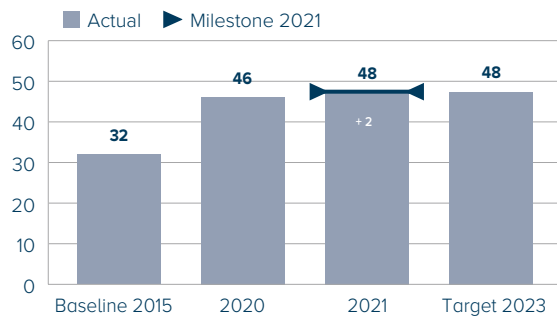


C – Aid for Trade (Aft) flows to the LDCs

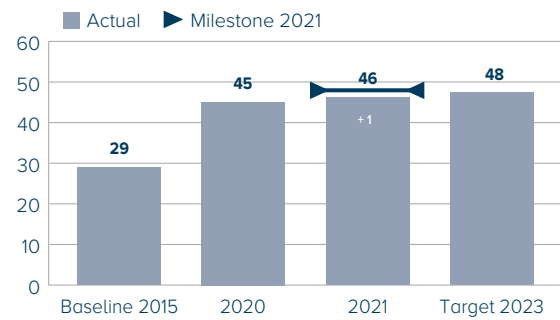


Outcome 1 – Improved trade environment conducive for inclusive and sustainable growth of the LDCs

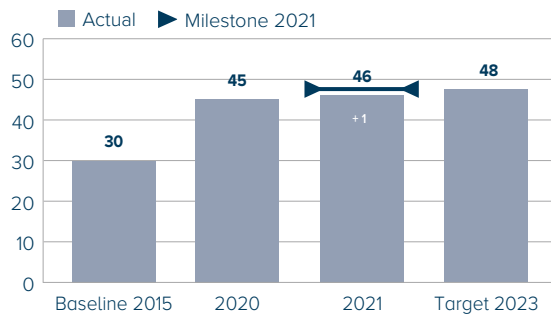
1.a. – Number of EIF Countries with trade integrated into their National Development Plan



1.c. – Number of EIF Countries with sector-specific strategies integrating trade

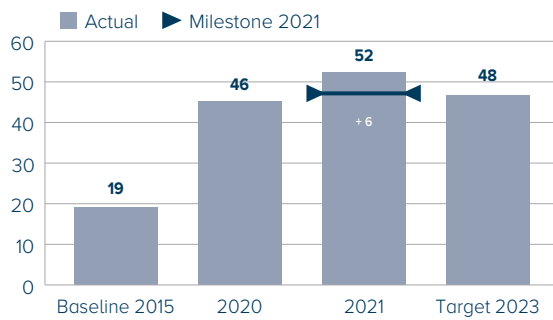


1.b. – Number of EIF Countries with effective trade coordination mechanisms

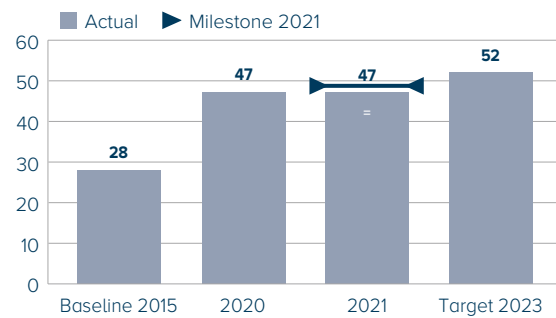


Output 1 – Improved evidence-based policy and regulatory frameworks for trade and investment

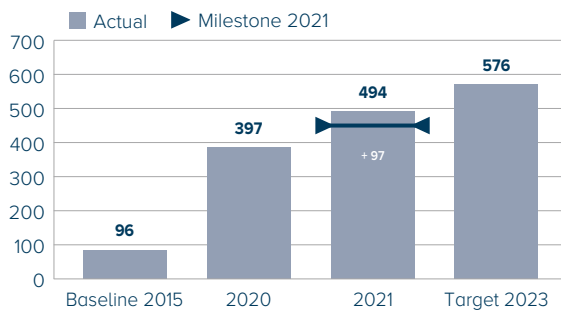
1.1.a. – Number of quality trade policies formulated and updated with support from the EIF



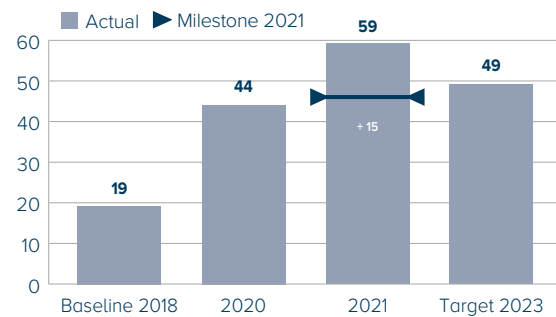
1.1.c. – Number of DTISs developed through EIF support



1.1.b. – Number of actions undertaken for improved legislation and participation in trade-related fora

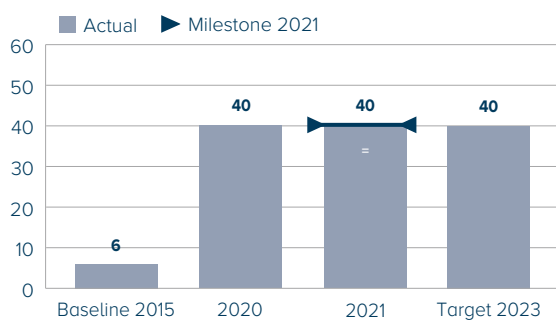


1.1.d. – Number of trade- and investment-related regulations adopted

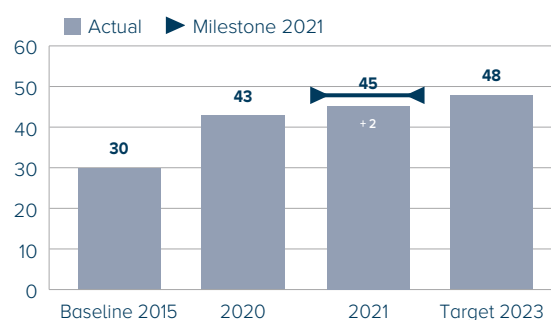


Output 2 – Strengthened institutional coordination for trade development and investment

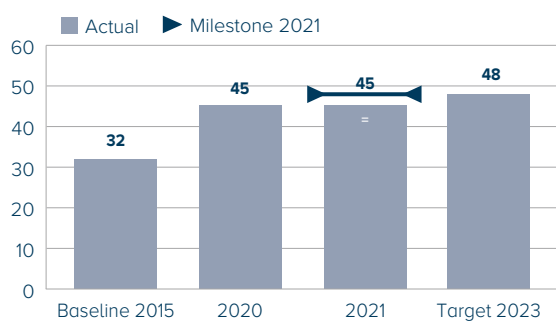
1.2.a. – Number of EIF Countries with National Implementation Units integrated into the government system



1.2.c. – Number of EIF Countries with quality government-donor dialogue mechanisms on trade- and investment-related matters

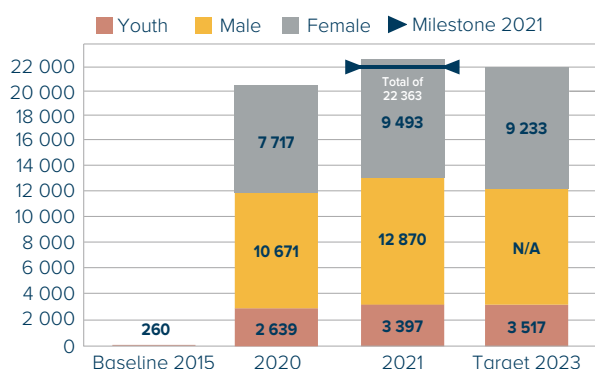


1.2.b. – Number of EIF Countries with quality functioning public-private coordination mechanisms



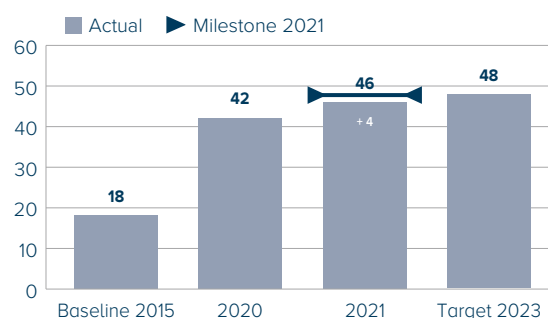
Output 3 – Enhanced capacities for policy formulation and implementation

1.3.a. – Number of public officials (disaggregated by gender and age) trained in investment and trade-related areas

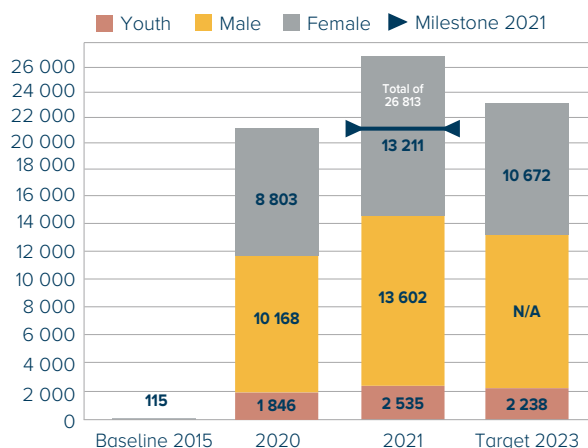


Note: The chart shows the cumulative total of male and female participants. Youth are included for illustrative purposes and do not contribute to the cumulative total.

1.3.c. – Number of EIF countries with investment and trade-related information dissemination tools for different stakeholders



1.3.b. – Number of private sector and civil society representatives (disaggregated by gender and age) trained in investment and trade-related areas to participate in the national trade agenda

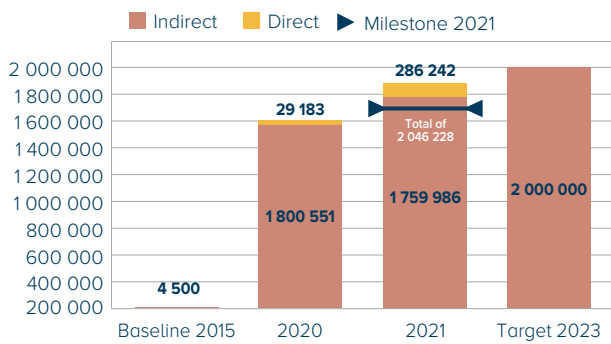


Note: The chart shows the cumulative total of male and female participants. Youth are included for illustrative purposes though do not contribute to the cumulative total.

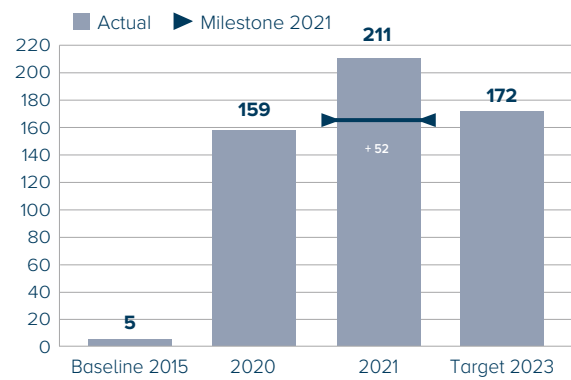


Outcome 2 – Increased exports and access to international markets for the LDCs

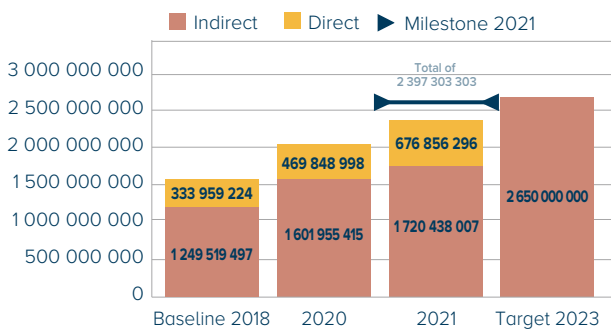
2.a. – Volume of production generated through EIF interventions (tonnes)



2.c. – Number of new international markets accessed with support from the EIF

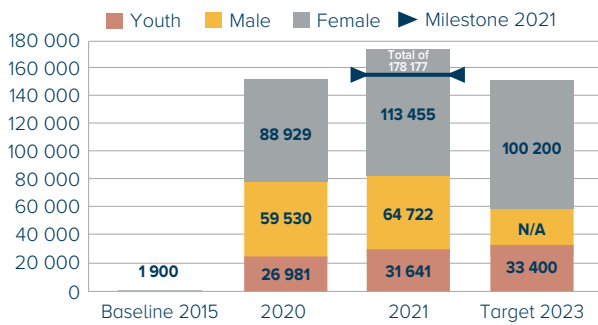


2.b. – Value of exports generated through EIF interventions (in USD)

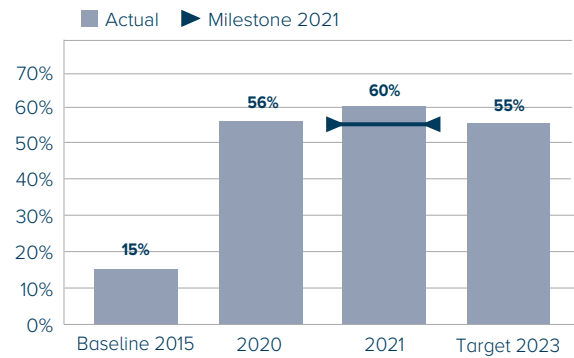


Output 1 – Improved participation of the EIF Countries in strategic value chains for increased connectivity to markets

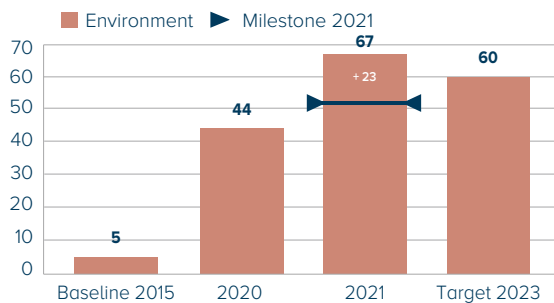
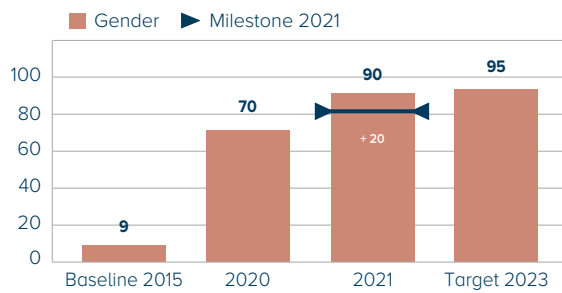
2.1.a. – Total number of people trained in value chain practices (disaggregated by gender and age) through participation in EIF capacity-building initiatives



2.1.c. – Percentage of women directly benefiting from EIF-funded productive sector projects

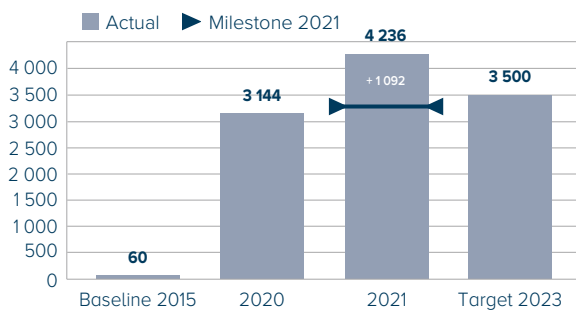


2.1.b. – Number of awareness-raising activities conducted on gender and the environment

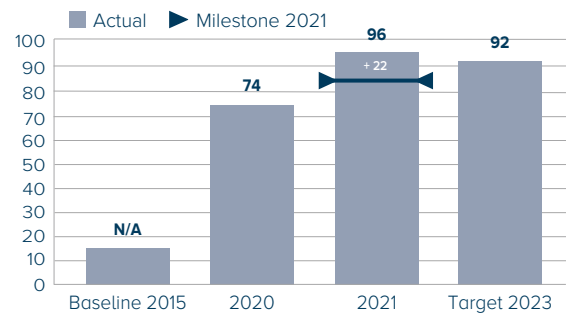


Output 1 – Improved participation of the EIF Countries in strategic value chains for increased connectivity to markets

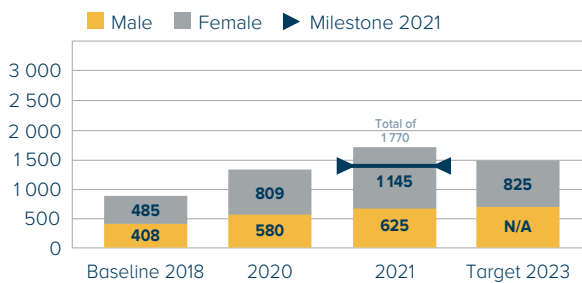
2.1.d. – Number of producer associations trained in value chain practices



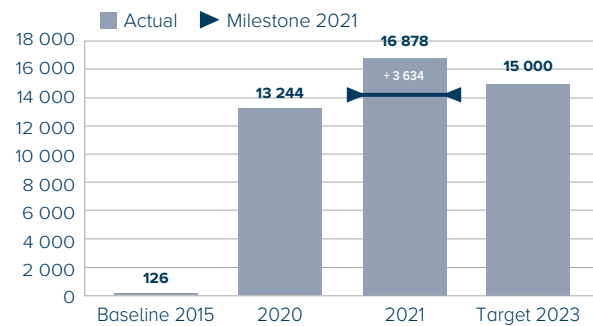
2.1.f. – Number of trade facilitation initiatives undertaken with EIF support



2.1.e. – Number of people (disaggregated by gender) participating in trade fairs related to market connectivity

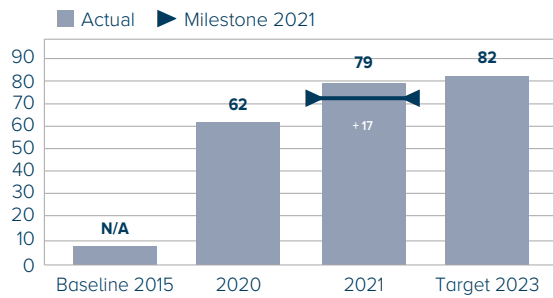


2.1.g. – Number of MSMEs supported by EIF projects

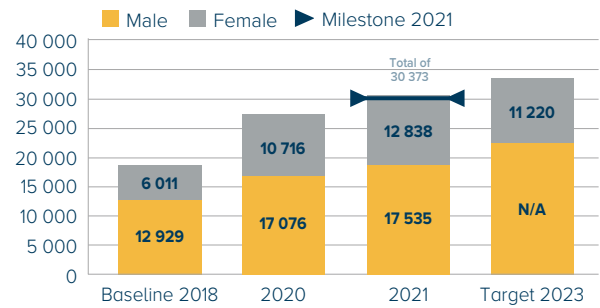


Output 2 – Improved technology use in production and services in selected value chains

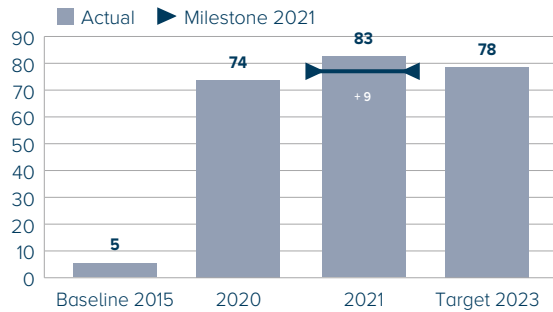
2.2.a. – Number of e-commerce initiatives undertaken



2.2.c. – Number of people (disaggregated by gender) adopting new technology through EIF capacity-building initiatives

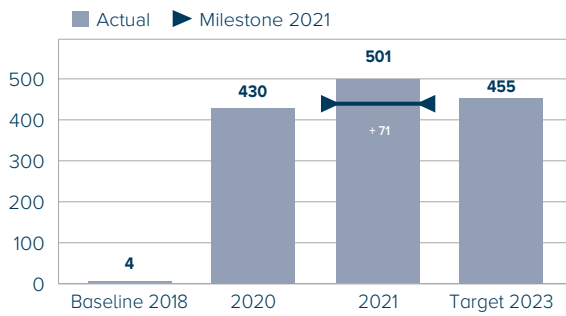


2.2.b. – Number of new technologies adopted through EIF support

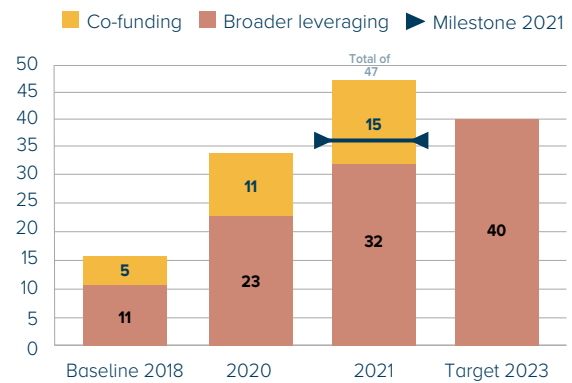


Output 3 – Support to the EIF Countries to leverage (directly and indirectly) additional resources

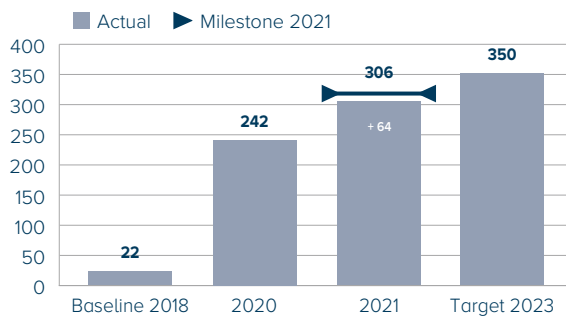
2.3.a. – Number of actions undertaken by EIF partners (Agencies/Main Implementing Entities) in support of leveraging finance and expertise



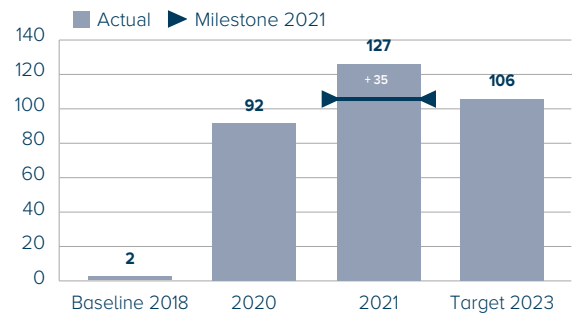
2.3.c. – Number of EIF projects leveraging private sector resources



2.3.b. – Number of projects funded by development partners (Donors/ Agencies/development banks) related to the Action Matrix of the Diagnostic Trade Integration Study



2.3.d. – Number of EIF projects receiving additional funding from governments and development partners



List of projects in EIF Phase One and Two



As of 31 December 2021

Country Name	Project	Project Phase	EIF Funding
Afghanistan	EIF National Implementation Arrangements (NIA) Support (Tier 1 Phase 1) - Repackaged	Implementation	62,440
	Diagnostic Trade Integration Study (DTIS)	Completion	400,000
	Pre-DTIS	Completion	50,000
	DTIS Update	Termination	200,000
	NIA Support - Tier 1 Phase 1 - TERMINATED	Termination	12,560
Afghanistan Total			725,000
Angola	DTIS Update	Implementation	300,000
	NIA Support - Tier 1 Phase 1	Implementation	150,000
Angola Total			450,000
Bangladesh	DTIS Update - Repackaged	Implementation	200,000
	Export Competitiveness	Implementation	1,100,000
	DTIS	Completion	460,000
	NIA Support - Tier 1 Phase 1 - Years 2 and 3	Completion	600,000
	NIA Support - Tier 1 Phase 1	Completion	300,000
	Pre-DTIS	Completion	50,000
Bangladesh Total			2,710,000
Benin	Shea Value Chain Development	Implementation	1,500,000
	National Export Strategy (C096)	Implementation	200,000
	DTIS Update	Completion	196,353
	Feasibility Study	Completion	118,377
	NIA Support - Tier 1 Phases 1 and 2	Completion	1,499,991
	Strengthening of Productive and Marketing Capacities	Completion	2,955,805
	Sustainability Support	Completion	300,000
Benin Total			6,770,526
Bhutan	DTIS Update	Implementation	200,000
	E-Infrastructure (E4T)	Implementation	1,482,270
	Export Diversification - Brand Bhutan	Implementation	1,500,000



Country Name	Project	Project Phase	EIF Funding
Bhutan	Post-Sustainability Support	Implementation	75,000
	DTIS	Completion	400,000
	NIA Support - Tier 1 Phase 1	Completion	900,053
	NIA Support - Tier 1 Phase 2	Completion	600,000
	Pre-DTIS	Completion	50,000
Bhutan Total			5,207,323
Burkina Faso	Shea Butter Industry (PACFI-K)	Implementation	1,499,780
	Post-Sustainability Support	Implementation	75,000
	DTIS Update	Completion	191,322
	Mainstreaming	Completion	70,621
	Mango and Cashew	Completion	2,999,089
	NIA Support - Tier 1 Phases 1 and 2	Completion	1,465,002
	Shea butter - Feasibility Study	Completion	196,094
	Strengthening of Productive and Commercial Capacities of the Sesame Sector	Completion	2,666,884
	Sustainability Support	Completion	300,000
Burkina Faso Total			9,463,792
Burundi	DTIS Update Second	Implementation	250,000
	Post-Sustainability Support	Implementation	75,000
	DTIS Update	Completion	198,268
	Export support mechanisms	Completion	606,274
	NIA Support - Tier 1 Phases 1 and 2	Completion	1,499,476
	Sanitary and Phytosanitary	Completion	2,503,277
	Sustainability Support	Completion	300,000
Burundi Total			5,432,296
Cabo Verde	DTIS Update	Completion	200,000
	NIA Support - Tier 1 Phase 1	Completion	900,000
	NIA Support - Tier 1 Phase 2	Completion	594,344
Cabo Verde Total			1,694,344
Cambodia	Go4eCAM	Implementation	1,499,344
	Cambodia Export Diversification and Expansion Program (CEDEP) I - Evaluation	Completion	220,661
	CEDEP I - Rice	Completion	1,112,847
	CEDEP I - Silk	Completion	974,980
	CEDEP II - Academy of Culinary Arts	Completion	950,000
	CEDEP II - Cassava	Completion	993,955



Country Name	Project	Project Phase	EIF Funding
Cambodia	CEDEP II - Evaluation	Completion	339,952
	CEDEP II - Marine Fishery	Completion	988,953
	DTIS Update	Completion	194,355
	DTIS Update - Second	Completion	185,756
	E-Commerce Strategy Formulation	Completion	116,917
	NIA Support - Tier 1 Phases 1 and 2	Completion	1,288,392
	Sustainability Support	Completion	201,192
Cambodia Total			9,067,305
Central African Republic	DTIS Update - Second	Implementation	150,000
	Sesame Corn and Palm Oil	Implementation	1,500,000
	DTIS Update	Completion	29,455
	NIA Support - Tier 1 Phase 1	Completion	900,000
	NIA Support - Tier 1 Phase 2	Completion	590,858
Central African Republic Total			3,170,313
Chad	Hides and Skins (PRCCFPCT)	Implementation	1,500,000
	Post-Sustainability Support	Implementation	75,000
	Arabic Gum - PRCCGA	Completion	2,492,036
	DTIS Update	Completion	367,000
	Feasibility Study	Completion	147,235
	Gum Arabic - International Trade Advisor (ITA) Support	Completion	375,180
	NIA Support - Tier 1 Phases 1 and 2	Completion	1,500,000
	NIA Support through ITA	Completion	730,541
	Sustainability Support	Completion	297,028
Chad Total			7,484,020
Comoros	Eco-Tourism	Implementation	1,500,000
	WTO Accession Support	Implementation	100,000
	DTIS Update	Completion	256,791
	Export Competitiveness	Completion	3,503,237
	Mainstreaming Support	Completion	199,933
	NIA Support - Tier 1 Phase 1	Completion	900,000
	NIA Support - Tier 1 Phase 2	Completion	599,650
	Sustainability Support	Completion	299,543
Comoros Total			7,359,154
Congo, Democratic Republic of the	DTIS	Completion	400,000
	DTIS Update	Completion	198,810
	NIA Support - Tier 1 Phases 1 and 2	Completion	1,500,159



Country Name	Project	Project Phase	EIF Funding
Congo, Democratic Republic of the	NIA Support through ITA - Tier 1 Phase 1	Completion	252,520
	NIA Support through ITA - Tier 1 Phase 2	Completion	75,193
	Palm Oil	Completion	2,647,745
	Pre-DTIS	Completion	49,841
	Sustainability Support	Completion	150,000
Congo, Democratic Republic of the Total			5,274,268
Djibouti	Improvement of the Informal Economy	Implementation	1,500,000
	National Trade and E-Commerce Strategy Development	Implementation	120,000
	DTIS Update	Completion	196,529
	NIA Support - Tier 1 Phases 1 and 2	Completion	1,381,375
	NIA Support through ITA	Completion	642,592
	Sustainability Support	Completion	300,000
	Tourism Development and Promotion	Completion	1,490,553
Djibouti Total			5,631,049
Equatorial Guinea	NIA Support - Tier 1 Phase 1	Implementation	898,560
	DTIS	Completion	285,000
	Pre-DTIS	Completion	50,000
Equatorial Guinea Total			1,233,560
Ethiopia	Honey Quality Production (International Centre of Insect Physiology and Ecology)	Implementation	1,499,918
	Sustainability Support	Implementation	160,534
	DTIS Update	Completion	390,058
	NIA Support - Phase 1	Completion	625,000
	NIA Support - Phase 2	Completion	575,000
	NIA Support through ITA	Completion	49,963
Ethiopia Total			3,300,473
Gambia, The	COVID-19 Recovery - Market Access for Women Horticulture Producers	Implementation	200,000
	Trade and Digital Economy Assessment	Implementation	99,715
	Trade Mainstreaming and Value Chain Enhancement - Post-Sustainability Support	Implementation	75,000
	Aflatoxin Mitigation Programme (Pilot Project)	Completion	50,000
	DTIS Update	Completion	193,559
	Mainstreaming	Completion	89,409
	NIA Support - Tier 1 Phases 1 and 2	Completion	1,500,000
	Sector Competitiveness and Export Diversification Project	Completion	2,340,528
	SheTrades Gambia (B751)	Completion	300,012



Country Name	Project	Project Phase	EIF Funding
Gambia, The	Sustainability Support	Completion	300,000
	Trade Facilitation (Airport)	Completion	2,494,200
Gambia, The Total			7,642,424
Guinea	SPS Laboratory	Implementation	1,500,000
	Post-Sustainability Support	Implementation	75,000
	Reverse Linkage on Enhancing the Value Chain	Implementation	348,090
	DTIS Update	Completion	278,476
	Mango (PRODEFIMA)	Completion	2,998,148
	National Trade Development Strategy	Completion	200,000
	NIA Support - Tier 1 Phases 1 and 2	Completion	1,500,000
	Sustainability Support	Completion	300,000
Guinea Total			7,199,714
Guinea-Bissau	Development of Artisanal Fisheries - DESPAR-GB	Implementation	1,500,000
	DTIS Update	Completion	199,435
	NIA Support - Tier 1 Phases 1 and 2	Completion	1,500,000
	NIA Support through ITA	Completion	205,610
	Sustainability Support	Completion	300,000
Guinea-Bissau Total			3,705,045
Haiti	Feasibility Study - Agriculture Sector	Implementation	196,013
	Fisheries and Sea Salt	Implementation	1,500,000
	Sustainability Support	Implementation	300,000
	DTIS	Completion	294,953
	NIA Support - Tier 1 Phase 1	Completion	900,000
	NIA Support - Tier 1 Phase 2	Completion	591,566
	Pre-DTIS	Completion	50,000
Haiti Total			3,832,532
Kiribati	NIA Support - Tier 1 Phase 2	Implementation	600,000
	eTrade Readiness Assessment	Completion	60,106
	NIA Support - Tier 1 Phase 1 - Year 3	Completion	279,183
	NIA Support - Tier 1 Phase 1 - Years 1 and 2	Completion	600,000
Kiribati Total			1,539,289
Lao PDR	Combined - Promotion of Export and Sustainability Support	Implementation	1,800,000
	DTIS Update Second	Implementation	200,000
	DTIS Update	Completion	390,484
	Mainstreaming	Completion	198,496
	NIA Support - Tier 1 Phases 1 and 2	Completion	1,446,260
	Quality and Statistics	Completion	2,488,411
Lao PDR Total			6,523,651



Country Name	Project	Project Phase	EIF Funding
Lesotho	Sustainability Support	Implementation	299,754
	Agricultural Productivity	Completion	2,705,214
	DTIS Update	Completion	160,000
	eTrade Readiness Assessment	Completion	54,409
	National Export Strategy Roadmap	Completion	99,455
	NIA Support - Tier 1 Phases 1 and 2	Completion	1,296,857
	Trade Mainstreaming - National Trade Policy	Completion	170,277
Lesotho Total			4,785,966
Liberia	Surf Tourism	Implementation	500,000
	Sustainability Support	Implementation	300,000
	DTIS Update	Completion	199,640
	eTrade Readiness Assessment	Completion	49,204
	NIA Support - Tier 1 Phases 1 and 2	Completion	1,499,900
	Tourism and Furniture Feasibility Studies	Completion	199,433
Liberia Total			2,748,176
Madagascar	NIA Support - Tier 1 Phases 1 and 2	Implementation	1,348,285
	DTIS Update	Completion	223,840
	Pre-DTIS	Completion	49,677
Madagascar Total			1,621,802
Malawi	Cotton By-Products	Implementation	50,168
	Project Preparation Grant (PPG) - Flagship National Export Strategy II	Implementation	100,000
	Sustainability Support	Implementation	300,000
	DTIS Update	Completion	199,080
	eTrade Readiness Assessment	Completion	59,757
	NIA Support - Tier 1 Phase 1	Completion	899,250
	NIA Support - Tier 1 Phase 2	Completion	593,173
	Smallholder Linkage to Agro-Processing (NASFAM)	Completion	1,648,750
	Study on Special Activity Economic Zone (MITC-SEZ)	Completion	200,000
	Support to Agro-Processing (MITC) - EIF Phase Two Part	Completion	204,519
	Support to Agro-Processing (MITC) - EIF Phase One Part	Completion	1,146,299
Malawi Total			5,400,995
Maldives	NIA Support - Tier 1 Phases 1 and 2	Completion	1,495,522
	Strengthening Institutional Capacity for Trade Facilitation	Completion	1,557,502
Maldives Total			3,053,024



Country Name	Project	Project Phase	EIF Funding
Mali	Gum Arabic - EIF Phase Two Part	Implementation	798,051
	Gum Arabic - EIF Phase One Part	Implementation	2,825,340
	Project for the Development of the Shea Butter Industry	Implementation	1,500,000
	Sustainability Support	Implementation	300,000
	DTIS Update	Completion	200,000
	NIA Support - Tier 1 Phases 1 and 2	Completion	1,449,378
Mali Total			7,072,769
Mauritania	Eco-Tourism (PNBA)	Implementation	1,500,000
	NIA Support - Tier 1 Phase 2	Implementation	600,000
	DTIS Update	Completion	400,000
	NIA Support - Tier 1 Phase 1	Completion	890,216
Mauritania Total			3,390,216
Mozambique	NIA Support - Tier 1 Phase 2 - Repackaged	Implementation	300,000
	DTIS Update	Completion	195,755
	NIA Support - Tier 1 Phase 1	Completion	600,000
	NIA Support through ITA	Completion	184,150
Mozambique Total			1,279,905
Myanmar	Combined - Services Trade Enhancement (M-STEP) and Tier 1 Phase 2	Implementation	1,196,436
	DTIS	Completion	340,050
	NIA Support - Tier 1 Phase 1 - Years 1 and 2	Completion	600,000
	NIA Support - Tier 1 Phase 1 - Year 3	Completion	293,613
	Pre-DTIS	Completion	50,000
Myanmar Total			2,480,099
Nepal	Sustainability Support	Implementation	200,000
	Sustainable Tea Exports (NISTE)	Implementation	1,495,000
	DTIS Update	Completion	86,448
	eTrade Readiness Assessment	Completion	44,274
	Ginger Competitiveness	Completion	700,642
	Medicinal and Aromatic Plants - EIF Phase Two Part	Completion	125,639
	Medicinal and Aromatic Plants - EIF Phase One Part	Completion	3,580,000
	NIA Support - Tier 1 Phases 1 and 2	Completion	941,687
	NIA Support - Tier 1 Phase 2 - Repackaged	Completion	382,980
	Pashmina (PETS)	Completion	1,861,603
Nepal Total			9,418,274



Country Name	Project	Project Phase	EIF Funding
Niger	Development of the Sesame Sector	Implementation	1,500,000
	Post-Sustainability Support	Implementation	75,000
	DTIS Update	Completion	193,144
	Leather (Hides and Skins)	Completion	2,271,070
	NIA Support - Tier 1 Phases 1 and 2	Completion	1,500,000
	Sustainability Support	Completion	300,000
Niger Total			5,839,214
Regional	Aligning Climate and Trade Policy for LDCs and Graduates - Overseas Development Institute	Implementation	88,952
	Capacity-Building Investment Promotion - World Association of Investment Promotion Agencies (WAIPA)	Implementation	378,000
	Capacity Development Programme for Investment Promotion Agencies - United Nations Conference on Trade and Development (UNCTAD)	Implementation	208,049
	Digital Ecosystem - Women Empowerment - International Telecommunication Union (ITU)	Implementation	798,104
	e-Commerce Capacity-Building for Women-led small- and medium-sized enterprises - United Nations Economic and Social Commission for Asia and the Pacific (UNESCAP)	Implementation	498,300
	Enhancing Investment Promotion in Francophone LDCs - WAIPA	Implementation	200,000
	Exploring the Benefits of E-Commerce for Women (UNCTAD)	Implementation	97,370
	Gender-Sensitive Market Access - Fairtrade Australia and New Zealand	Implementation	400,000
	Pacific Quality Infrastructure Initiative - Pacific Islands Forum Secretariat (PIFS)	Implementation	1,500,000
	Inclusive Commercial Development of the Shea Sector (PRADCIFK) - Global Shea Alliance	Implementation	2,506,240
	Promoting Gender-Responsive Trade Policy in the LDCs - UNCTAD	Implementation	251,450
	Support to the Operationalization of the African Continental Free Trade Area (AfCFTA) - United Nations Economic Commission for Africa	Implementation	400,000
	Sustainable Cross-Border Trade Digitalization - UNESCAP	Implementation	297,353
	Technology Needs Assessment - United Nations Technology Bank for Least Developed Countries	Implementation	112,000
	Trade Facilitation in West Africa - UNCTAD	Implementation	1,500,000
	Trade Policy and Strategy for ASEAN LDCs on Market Access - UNCTAD	Implementation	199,983
	Women - Shea butter value chains - East African Women in Business Platform	Implementation	450,115
	Agricultural technology - ODI	Completion	172,898
	Comprehensive Africa Agriculture Development Programme - Common Market for Eastern and Southern Africa	Completion	207,400
	Cross-Border Paperless Trade - UNESCAP	Completion	197,963



Country Name	Project	Project Phase	EIF Funding
Regional	LDC Graduation Assistance - World Trade Organization (WTO)	Completion	350,000
	PPG - Quality Infrastructure in the Pacific - PIFS	Completion	84,654
	Technology Transfer for Cotton - WTO	Completion	143,477
Regional Total			11,042,308
Rwanda	Export Growth Initiatives	Implementation	1,488,250
	Kickstarting of the AfCFTA - Post Sustainability Support	Implementation	75,000
	Sustainability Support	Implementation	300,000
	Trade Competitiveness through e-Commerce	Implementation	500,000
	Cross-Border Capacity Development	Completion	3,324,948
	NIA Support - Tier 1 Phases 1 and 2	Completion	1,634,400
Rwanda Total			7,322,598
Samoa	DTIS Update	Completion	156,469
	eTrade Readiness Assessment	Completion	42,347
	NIA Support - Tier 1 Phase 1	Completion	898,682
	Trade Sector Support Programme (TSSP) - EIF Phase Two Part	Completion	539,378
	TSSP - EIF Phase One Part	Completion	2,364,849
Samoa Total			4,001,725
Sao Tome and Principe	NIA Support - Tier 1 Phase 1	Implementation	900,000
	DTIS Update	Completion	173,705
Sao Tome and Principe Total			1,073,705
Senegal	Establishment of the E-Commerce National Platform	Implementation	200,000
	Metrology	Implementation	1,500,000
	Sustainability Support	Implementation	300,000
	DTIS Update	Completion	195,734
	Mango Competitiveness - EIF Phase Two Part	Completion	112,002
	Mango Competitiveness - EIF Phase One Part	Completion	2,877,541
	NIA Support - Tier 1 Phase 1	Completion	900,000
	NIA Support - Tier 1 Phase 2	Completion	600,000
	Trade Mainstreaming	Completion	200,000
Senegal Total			6,885,277
Sierra Leone	Sustainable Tourism (STDPP) - Repackaged	Implementation	1,499,990
	Sustainability Support	Implementation	298,500
	DTIS Update	Completion	199,873
	NIA Support - Tier 1 Phases 1 and 2	Completion	1,392,393
	Sustainable Tourism (STDPP)	Completion	811,074
Sierra Leone Total			4,201,830



Country Name	Project	Project Phase	EIF Funding
Solomon Islands	Enhancing Capacities for Agriculture Trade (ECAT)	Implementation	1,500,000
	eTrade Readiness Assessment	Completion	46,460
	NIA Support - Tier 1 Phases 1 and 2 - Years 1 to 4	Completion	1,200,000
	NIA Support - Tier 1 Phase 2 - Year 5	Completion	150,000
	Tourism (SI-TIDE)	Completion	1,500,000
Solomon Islands Total			4,396,460
Somalia	Institutional Capacity-Building for WTO Accession and Trade Integration	Implementation	200,000
	Pre-DTIS	Completion	50,875
Somalia Total			250,875
South Sudan	DTIS Update	Implementation	200,000
	NIA Support - Tier 1 Phases 1 and 2	Implementation	1,050,000
	DTIS	Completion	398,456
	Pre-DTIS	Completion	50,000
	Mainstreaming	Completion	115,365
South Sudan Total			1,813,821
Sudan	NIA Support - Tier 1 Phase 1 - Repackaged	Implementation	616,020
	DTIS Update	Completion	197,759
Sudan Total			813,779
Tanzania	Combined - MSMEs Capacity and Tier 1 Phase 2	Implementation	2,100,000
	DTIS Update	Completion	340,466
	NIA Support - Tier 1 Phase 1	Completion	900,000
Tanzania Total			3,340,466
Timor-Leste	Capacity-Building for WTO Accession and Trade Integration	Implementation	300,000
	Women Empowerment and Tourism Recovery (World Tourism Organization)	Implementation	149,640
	Pre-DTIS	Completion	50,000
Timor-Leste Total			499,640
Togo	Combined - Sustainability Support - Cashew and Shea (PRODAK)	Implementation	1,800,000
	Cotton By-Products	Implementation	50,168
	National Trade Development Policy Update	Implementation	100,000
	Post-Sustainability Support	Implementation	75,000
	DTIS	Completion	400,000
	DTIS Update	Completion	200,000
	NIA Support - Tier 1 Phases 1 and 2	Completion	1,500,000
	Pre-DTIS	Completion	50,000
	Soya	Completion	2,997,992
Togo Total			7,173,160



Country Name	Project	Project Phase	EIF Funding
Tuvalu	Sustainability Support	Implementation	85,000
	Trade and Integrated Private Sector Development	Implementation	1,500,000
	DTIS Update	Completion	156,445
	eTrade Readiness Assessment	Completion	59,938
	NIA Support - Tier 1 Phase 1	Completion	900,000
	NIA Support - Tier 1 Phase 2	Completion	502,027
Tuvalu Total			3,203,410
Uganda	DTIS Update - Second	Implementation	194,000
	Handicraft and Souvenir Development Project (HSDP)	Implementation	1,500,400
	Post-Sustainability Support	Implementation	75,000
	District Commercial Services (DICOSS)	Completion	2,987,089
	DTIS Update	Completion	192,592
	NIA Support - Tier 1 Phases 1 and 2	Completion	1,495,932
	Sustainability Support	Completion	262,685
Uganda Total			6,707,698
Vanuatu	Automated System for Customs Data and Universal Postal Union Customs Declaration System Platform	Implementation	200,000
	Electronic Single Window System	Implementation	1,500,000
	Sustainability Support	Implementation	300,000
	DTIS Update	Completion	174,782
	eTrade Readiness Assessment	Completion	48,233
	NIA Support - Tier 1 Phase 1	Completion	900,000
	NIA Support - Tier 1 Phase 2	Completion	525,056
	Smooth Transition Graduation	Completion	81,427
	Tourism Infrastructure (VTIP)	Completion	2,967,654
Vanuatu Total			6,697,152
Yemen	Center for Bee Disease (CBDP)	Completion	1,086,837
	DTIS Update	Completion	237,010
	Honey Productivity and Quality (IHPQ)	Completion	1,060,154
	NIA Support - Tier 1 Phase 1	Completion	931,000
Yemen Total			3,315,001



Country Name	Project	Project Phase	EIF Funding
Zambia	Combined - Cooperative Development and Sustainability Support	Implementation	1,798,900
	DTIS Update - 2021	Implementation	180,000
	Phytosanitary Capacity Strengthening	Implementation	200,000
	SheTrades Zambia (C081) - Phase 2	Implementation	150,000
	DTIS Update	Completion	397,570
	Honey (TIPEC-ZAS)	Completion	2,469,930
	NIA Support - Tier 1 Phase 2	Completion	587,406
	NIA Support - Tier 1 Phase 1	Completion	898,928
	SheTrades Zambia (B785)	Completion	200,000
Zambia Total			6,882,734
Grand Total			232,128,155



Glossary

AfCFTA	African Continental Free Trade Area	NDP	National development plan
AfDB	African Development Bank	NIU	EIF National Implementation Unit
AfT	Aid for Trade	NSC	EIF National Steering Committee
ASEAN	Association of Southeast Asian Nations	ODI	Overseas Development Institute
CAR	Central African Republic	PIFS	Pacific Islands Forum Secretariat
COP26	UN Climate Change Conference of the Parties	RCEP	Regional Comprehensive Economic Partnership
DF	EIF Donor Facilitator	RIMTF	Risk and Issues Management Task Force
DTIS	Diagnostic Trade Integration Study	SADC	Southern African Development Community
EAWIBP	East African Women in Business Platform	SDG	Sustainable Development Goal
EIF	Enhanced Integrated Framework	SME	Small- and medium-sized enterprise
ES	Executive Secretariat for the EIF	SPIU	Single Project Implementation Unit, Rwanda
EU	European Union	STDF	Standards and Trade Development Facility
FNSCI	Federation of Nepali Small and Cottage Industries	TFM	EIF Trust Fund Manager
GSA	Global Shea Alliance	TMEA	TradeMark East Africa
ICIPE	International Centre of Insect Physiology and Ecology	UNCTAD	United Nations Conference on Trade and Development
ICT	Information and communication technology	UNDP	United Nations Development Programme
IIED	International Institute for Environment and Development	UNECA	United Nations Economic Commission for Africa
ITC	International Trade Centre	UN-ESCAP	United Nations Economic and Social Commission for Asia and the Pacific
ITFC	Islamic Trade Finance Corporation	UK	United Kingdom
ITU	International Telecommunication Union	UNIDO	United Nations Industrial Development Organization
LDC	Least developed country	UN-OHRLS	Office of the High Representative for the LDCs, Landlocked Developing Countries and Small Island Developing States
M&E	Monitoring and Evaluation	UNOPS	United Nations Office for Project Services
MDTF	Multi-Donor Trust Fund	USA	United States of America
MEL	Monitoring, Evaluation and Learning	VeSW	Vanuatu Electronic Single Window
MIE	Main Implementing Entity	VfM	Value for Money
MINICOM	Ministry of Trade and Industry, Rwanda	WAIPA	World Association of Investment Promotion Agencies
MIS	EIF Management Information System	WB	World Bank
MSMEs	Micro-, small- and medium-sized enterprises	WTO	World Trade Organization
MT	Metric tonne		



Endnotes

- 1 https://unctad.org/system/files/official-document/ldc2021_en.pdf
- 2 https://www.wto.org/english/news_e/news21_e/if_22jun21_e.htm
- 3 https://www.wto.org/english/news_e/pres21_e/pr875_e.htm
- 4 https://www.wto.org/english/news_e/pres21_e/pr872_e.htm
- 5 https://www ldc-climate.org/press_release/least-developed-countries-group-react-to-cop26/
- 6 <https://unctad.org/webflyer/technology-and-innovation-report-2021>
- 7 <https://hrmasia.com/cambodia-e-commerce-initiative-aims-to-create-10000-new-jobs/>
- 8 https://singlewindow.gov.vu/files/VeSW_Dec_2021_Newsletter_Issue_19.pdf
- 9 <https://trade4devnews.enhancedif.org/en/op-ed/implementing-afcfta-2021>
- 10 <https://www.intracen.org/layouts/2coltemplate.aspx?pageid=47244640256&id=47244682766>
- 11 <https://thecommonwealth.org/press-release/official-launch-malawis-national-export-strategy-ii-2021-2022>
- 12 <https://www.facebook.com/ZambiaRevenueAuthority/videos/731329874500182/>
- 13 <https://www.eria.org/publications/impacts-of-the-rcep-on-asean-and-asean-least-developed-countries-in-the-post-pandemic-recovery/>
- 14 <https://asean.org/rcep-agreement-enters-into-force/>
- 15 <https://www.unescap.wesellonline.org>
- 16 https://www.wto.org/english/news_e/news21_e/acc_29jul21_e.htm
- 17 <https://news.un.org/en/story/2021/09/1101282>
- 18 https://www.wto.org/english/news_e/news21_e/ldcs_12nov21_e.htm
- 19 <https://thedocs.worldbank.org/en/doc/b72adf78c2434c6980510d3aec9c65a1-0090082021/original/FCSList-FY06toFY21.pdf>
- 20 <https://trade4devnews.enhancedif.org/en/impact-story/car-farmers-plant-maize-and-harvest-peace>
- 21 <https://tradebriefs.intracen.org/2021/6/special-topic>
- 22 <https://www.intracen.org/layouts/2coltemplate.aspx?pageid=47244640256&id=47244685424>
- 23 <https://trade4devnews.enhancedif.org/en/op-ed/augmenting-togos-shea-industry>
- 24 <https://trade4devnews.enhancedif.org/en/impact-story/striving-take-local-handicrafts-northern-lao-pdr-global>
- 25 EIF Technical Report, 2021, Burkina Faso
- 26 <https://www.minicom.gov.rw/news-detail/shetrades-hub-officially-launched-in-rwanda>
- 27 https://www.un.org/ldc5/stateLDC_2021
- 28 <https://trade4devnews.enhancedif.org/en/impact-story/luring-honey-profits-ethiopia>
- 29 <https://trade4devnews.enhancedif.org/en/news/can-domestic-tourism-lay-groundwork-something-bigger-comoros-and-djibouti>
- 30 EIF Technical Report, 2021, Burundi
- 31 EIF Technical Report, 2021, CAR



List of project stories featured

		Green	Women	Digital	Other
Partnerships promoting investment and recovery in 20 LDCs	17				X
Accessing climate finance linked to trade in The Gambia	23	X			
Connecting the climate and trade linkages for the LDCs	24	X			
Chad's hides and skins industry gets a boost with environmental sustainability	26	X	X		
Mali's gum arabic production rises as planting combats desertification	28	X	X		
e-commerce in Rwanda showcases digital solutions	32			X	
'Made in Cambodia' marketplace gets ready to take off online	34			X	
Benin's shea business operators go global via e-commerce platforms*	36		X	X	
Going paperless with Vanuatu's electronic single window (VeSW) facilitates trade	37	X		X	
Building countries' capacities to trade under the AfCFTA	42				X
Boosting Lesotho's agri-food productivity to supply markets	44				X
Liberia's tourism sector gets a boost with new global-facing brand	46			X	
Malawi's launch of the National Export Strategy II	48				X
Sierra Leone's eco-tourism drive supports COVID-19 recovery	50	X		X	
Zambia's agri-food trade flows rise with a move to e-permits	52			X	
Bridging the digital divide for women entrepreneurs beyond South Asia	56		X	X	
Nepal launches e-commerce platform for small businesses	58		X	X	
Timor-Leste gains support and builds momentum to join the WTO	60				X
Quality infrastructure network goes live in the Pacific	64				X
Building the Solomon Islands' processing facility for cassava exports	66		X		
Tuvalu's national trade and tourism strategies set out a sustainable future	68	X	X	X	
Graduation support through EIF projects	71			X	
MSMEs in West Africa skill up to reach global shea markets*	76		X		
Rising incomes and productivity for MSMEs in Lao PDR	78		X	X	
Zambia's small businesses act on market intelligence to trade across borders	80				X
Djibouti's MSMEs secure business prospects with the move to the formal sector	81		X		
Women in Burkina Faso grow their business returns on shea*	84		X	X	
Women processors generate higher prices in shea* butter in South Sudan and Uganda	86		X		
Women producers in Ethiopia and Timor-Leste access Fairtrade markets	87	X	X		
Women businesses in Rwanda secure new deals and sales	88		X	X	
Young beekeepers boost production and livelihoods in Ethiopia	92	X			
Creation of jobs in eco-tourism for Comoros' young population	94	X			
Young women get the tech skills to be part of Burundi's digital economy	96		X	X	
Young agricultural producers secure livelihoods and prospects in CAR	97				X

* Though not mentioned directly in each story, investing in shea has direct environmental benefits <https://www.weforum.org/agenda/2022/01/how-shea-can-help-combat-climate-change/>



Report designed and printed by
Graphic and Event Design,
Print and Distribution Section.
© EIF 2022

Published June 2022

 enhancedif.org

 @EIF4LDCs

 facebook.com/eif4ldcs

 youtube.com/user/EIF4LDCs

 flickr.com/photos/152818923@N04/

 linkedin.com/company/11161784/

Executive Secretariat for the EIF at the WTO

Rue de Lausanne 154
CH-1211 Geneva 2
Switzerland

 +41 (0)22 739 6650

 eif.secretariat@wto.org



trade4devnews.enhancedif.org



NEWS



OP-ED



EVENT COVERAGE



PHOTO STORIES



IMPACT STORIES



Q&A